

Portfolio Statement as on June 15, 2020

### MAIN PORTFOLIO

ISIN Number	Name of the Instrument (Refer Annexure 1 for changes in coupon rate)	Rating (Refer Annexure 2 for changes in ratings)	Group	Quantity	Market Value (Rs. in Lakhs)	% to Net Assets	Maturity Date	Put Option / Put and Call Option / Interest rate reset with no floor and no cap	Put Option Date/ Put and Call Option date/ Interest rate reset date
INE572E09270	8.59% PNB Housing Finance Ltd (17-Jun-2020)	CARE AA+	Punjab National Bank	50	500.01	0.05	17-Jun-2020	-	-
INE931Q08035	8.40% Promont Hillside Pvt Ltd (26-Jun-2020) !!!	CARE AA(CE)	Tata	836	8,361.35	0.86	26-Jun-2020	-	-
INE572E09460	7.63% PNB Housing Finance Ltd (14-Jul-2020)	CARE AA+	Punjab National Bank	750	7,487.17	0.77	14-Jul-2020	-	-
INE155A08357	7.28% Tata Motors Ltd (29-Jul-2020)	CARE AA-	Tata	650	6,502.55	0.67	29-Jul-2020	-	-
INE572E09494	0.00% PNB Housing Finance Ltd (03-Aug-2020)	CARE AA+	Punjab National Bank	2,000	19,768.30	2.03	03-Aug-2020	-	-
INE694L07107	7.85% Talwandi Sabo Power Ltd (04-Aug-2020)	CRISIL AA(CE)	Vedanta	1,000	9,935.17	1.02	04-Aug-2020	-	-
INE271C07137	12.25% DLF Ltd Series IV (11-Aug-2020)	ICRA A+	DLF	37	18,618.44	1.92	11-Aug-2020	-	-
INE205A07030	9.45% Vedanta Ltd (17-Aug-2020)	CRISIL AA	Vedanta	7,900	78,586.75	8.08	17-Aug-2020	-	-
INE137K07018	4.00% HPCL-Mittal Energy Ltd (03-Sep-2020) !!!	ICRA AA+	HPCL Mittal	650	11,714.95	1.21	03-Sep-2020	-	-
INE548V07039	8.5666% Nuvoco Vistas Corp Ltd (14-Sep-2020)	CRISIL AA	Nirma	3,750	37,674.68	3.88	14-Sep-2020	-	-
INE572E09478	7.50% PNB Housing Finance Ltd (15-Sep-2020)	CARE AA+	Punjab National Bank	700	6,973.40	0.72	15-Sep-2020	-	-
INE423Y07013	9.40% Small Business Fincredit India Pvt Ltd (28-Sep-2020) !!!	ICRA A	Small Business Fincredit	1,190	11,891.49	1.22	28-Sep-2020	-	-
INE905007028	8.25% Vizag General Cargo Berth Pvt Ltd (30-Sep-2020)	CRISIL AA(CE)	Vedanta	1,000	9,884.10	1.02	30-Sep-2020	-	-
INE540P07194	9.75% Uttar Pradesh Power Corporation Ltd (20-Oct-2020)	CRISIL A+(CE)	UP Power Corporation	2,030	10,132.20	1.04	20-Oct-2020	-	-
INE721A07MVV9	7.6414% Shriram Transport Finance Co Ltd (10-Nov-2020)	CRISIL AA+	Shriram Transport	200	1,972.98	0.20	10-Nov-2020	-	-
INE572E09452	7.63% PNB Housing Finance Ltd (15-Dec-2020)	CARE AA+	Punjab National Bank	1,000	9,866.70	1.01	15-Dec-2020	-	-
INE540P07285	10.15% Uttar Pradesh Power Corporation Ltd (20-Jan-2021)	CRISIL A+(CE)	UP Power Corporation	2,244	16,802.08	1.73	20-Jan-2021	-	-
INE403D08025	0.00% Bharti Telecom Ltd (19-Feb-2021) !!!	CRISIL AA+	Bharti	2,400	29,436.60	3.03	19-Feb-2021	-	-
INE003S07213	12.75% Renew Power Ltd (26-Feb-2021)	CARE A+	Renew	2,890	28,704.98	2.95	26-Feb-2021	-	-
INE321N07244	0.00% KKR India Financial Services Pvt Ltd (10-Mar-2021) !!!	CRISIL AA	KKR	7	911.35	0.09	10-Mar-2021	-	-
INE252T07040	9.70% Xander Finance Pvt Ltd (15-Mar-2021)	ICRA A+	Xander	1,600	7,993.49	0.82	15-Mar-2021	-	-
INE572E09569	7.58% PNB Housing Finance Ltd (15-Mar-2021)	CARE AA+	Punjab National Bank	550	5,371.83	0.55	15-Mar-2021	-	-
INE081A08165	11.80% Tata Steel Ltd (18-Mar-2021)	CARE AA-	Tata	750	7,645.06	0.79	18-Mar-2021	-	-
INE01HV07015	12.00% Vivriti Capital Pvt Ltd (19-Mar-2021)	ICRA A-	Creation Investments	200	1,996.52	0.21	19-Mar-2021	-	-
INE252T07057	9.70% Xander Finance Pvt Ltd (30-Apr-2021)	ICRA A+	Xander	500	2,486.64	0.26	30-Apr-2021	-	-
INE949L08152	11.75% AU Small Finance Bank Ltd (04-May-2021)	IND AA-	AU Financiers	750	7,696.25	0.79	04-May-2021	-	-
INE157D08050	12.50% Clix Capital Services Pvt Ltd (06-May-2021) *** !!!	CARE AA-	CLIX	1,000	10,045.19	1.03	06-May-2021	-	-
INE572E09429	7.80% PNB Housing Finance Ltd (07-May-2021)	CARE AA+	Punjab National Bank	1,000	9,725.15	1.00	07-May-2021	-	-
INE721A07N16	8.55% Shriram Transport Finance Co Ltd (21-May-2021)	CRISIL AA+	Shriram Transport	550	5,251.96	0.54	21-May-2021	-	-
INE245A08034	11.40% Tata Power Co Ltd (02-Jun-2021)	CARE AA	Tata	670	6,821.75	0.70	02-Jun-2021	-	-
INE371K08128	0.00% Tata Realty & Infrastructure Ltd (04-Jun-2021) !!!	ICRA AA	Tata	2,000	21,974.82	2.26	04-Jun-2021	-	-
INE155A08365	7.40% Tata Motors Ltd (29-Jun-2021)	CARE AA-	Tata	502	4,986.86	0.51	29-Jun-2021	-	-
INE572E09361	8.47% PNB Housing Finance Ltd (01-Jul-2021)	CARE AA+	Punjab National Bank	1,910	18,646.74	1.92	01-Jul-2021	-	-
INE157D08068	12.50% Clix Capital Services Pvt Ltd (06-Jul-2021) *** !!!	CARE AA-	CLIX	1,000	10,054.52	1.03	06-Jul-2021	-	-
INE721A07NV9	9.10% Shriram Transport Finance Co Ltd (12-Jul-2021)	CRISIL AA+	Shriram Transport	300,000	2,854.21	0.29	12-Jul-2021	-	-
INE850M08069	Northern ARC Capital Ltd (6M SBI MCLR + 305 Bps) Series B (16-Jul-2021) ***	ICRA A+	Northern Arc	800	7,972.66	0.82	16-Jul-2021	-	-
INE850M08051	Northern ARC Capital Ltd (6M SBI MCLR + 305 Bps) Series A (16-Jul-2021) ***	ICRA A+	Northern Arc	800	7,972.66	0.82	16-Jul-2021	-	-
INE850M08077	Northern ARC Capital Ltd (6M SBI MCLR + 305 Bps) Series C (16-Jul-2021) ***	ICRA A+	Northern Arc	780	7,773.34	0.80	16-Jul-2021	-	-
INE146O08084	11.30% Hinduja Leyland Finance Ltd (21-Jul-2021)	ICRA AA-	Hinduja	280	2,786.16	0.29	21-Jul-2021	-	-
INE694L07123	9.23% Talwandi Sabo Power Ltd (30-Jul-2021)	CRISIL AA(CE)	Vedanta	750	7,011.56	0.72	30-Jul-2021	-	-
INE941D08065	10.25% Sikka Ports & Terminals Ltd (22-Aug-2021)	CRISIL AAA	Reliance	22	228.21	0.02	22-Aug-2021	-	-
INE157D08035	12.50% Clix Capital Services Pvt Ltd (06-Sep-2021) *** !!!	CARE AA-	CLIX	1,000	10,044.85	1.03	06-Sep-2021	-	-
INE155A08316	7.50% Tata Motors Ltd (20-Oct-2021)	CARE AA-	Tata	34	337.04	0.03	20-Oct-2021	-	-
INE896L07660	Indostar Capital Finance Ltd (SBI MCLR + 325 Bps) (02-Nov-2021) *** !!!	CARE AA-	Indostar	3,900	39,046.57	4.02	02-Nov-2021	-	-
INE157D08043	12.50% Clix Capital Services Pvt Ltd (12-Nov-2021) *** !!!	CARE AA-	CLIX	900	9,047.37	0.93	12-Nov-2021	-	-
INE657N07597	Edelweiss Rural & Corporate Services Ltd (1Y SBI MCLR + 250 Bps) (29-Nov-2021) ***	ICRA A+	Edelweiss Capital	7,500	37,051.80	3.81	29-Nov-2021	-	-
INE657N07605	Edelweiss Rural & Corporate Services Ltd (1Y SBI MCLR + 250 Bps) (29-Nov-2021) - Series II ***	CRISIL AA-	Edelweiss Capital	3,650	35,885.56	3.69	29-Nov-2021	-	-
INE587B08037	12.50% Clix Finance India Pvt Ltd (06-Jan-2022) *** !!!	CARE AA-	CLIX	1,000	10,058.18	1.03	06-Jan-2022	-	-
INE540P07293	10.15% Uttar Pradesh Power Corporation Ltd (20-Jan-2022)	CRISIL A+(CE)	UP Power Corporation	938	9,241.20	0.95	20-Jan-2022	-	-
INE918T07020	0.00% Hero Wind Energy Pvt Ltd (08-Feb-2022) !!!	ICRA A	Hero	890	13,073.62	1.34	08-Feb-2022	-	-
INE922K07013	9.99% India Shelter Finance Corporation Ltd (10-Feb-2022) !!!	ICRA A	India Shelter	2,500	1,237.14	0.13	10-Feb-2022	-	-
INE140A07567	9.00% Piramal Enterprises Ltd (06-May-2022) ***	CARE AA	Ajay Piramal	2,550	25,495.41	2.62	06-May-2022	-	-
INE316W07013	0.00% Hero Solar Energy Pvt Ltd (21-Jun-2022) !!!	ICRA A	Hero	1,700	23,700.57	2.44	21-Jun-2022	Put and Call	19-Jun-2020
INE918T07038	0.00% Hero Wind Energy Pvt Ltd (21-Jun-2022) !!!	ICRA A	Hero	1,150	16,032.74	1.65	21-Jun-2022	Put and Call	19-Jun-2020
INE245A08042	10.75% The Tata Power Co Ltd (21-Aug-2022)	CRISIL AA-	Tata	500	5,055.71	0.52	21-Aug-2022	-	-
INE003S07155	11.96% Renew Power Ltd (28-Sep-2022) !!!	CARE A+	Renew	850	8,412.31	0.87	28-Sep-2022	-	-
INE540P07301	10.15% Uttar Pradesh Power Corporation Ltd (20-Jan-2023)	CRISIL A+(CE)	UP Power Corporation	61	591.87	0.06	20-Jan-2023	-	-
INE896L07561	Indostar Capital Finance Ltd (1Y SBI MCLR + 200 Bps) (02-May-2023) ***	CARE AA-	Indostar	4,400	43,428.79	4.47	02-May-2023	-	-
INE157D08019	11.25% Clix Capital Services Pvt Ltd (25-May-2023) *** !!!	CARE AA-	CLIX	2,000	19,821.98	2.04	25-May-2023	-	-
INE157D08027	10.75% Clix Capital Services Pvt Ltd (27-Jun-2023) *** !!!	CARE AA-	CLIX	2,350	23,249.96	2.39	27-Jun-2023	-	-
INE658R07257	Motilal Oswal Home Finance Ltd (SBI MCLR + 200 Bps) (24-Aug-2023)	CRISIL AA-	Motilal Oswal	1,500	15,037.77	1.55	24-Aug-2023	Interest rate reset <sup>SSS</sup>	24-Aug-2020
INE658R08149	Motilal Oswal Home Finance Ltd (SBI MCLR + 215 Bps) (28-Sep-2023)	CRISIL AA-	Motilal Oswal	2,000	20,059.38	2.06	28-Sep-2023	Interest rate reset <sup>SSS</sup>	28-Sep-2020
INE651J07739	JM Financial Credit Solutions Ltd (1Y SBI MCLR + 300 Bps) (23-Jul-2024) ***	ICRA AA	JM Financial	5,400	54,017.12	5.56	23-Jul-2024	-	-
INE616U07036	8.70% Edelweiss Rural & Corporate Services Ltd (30-Jun-2027)	ICRA A+	Edelweiss Capital	70	697.61	0.07	30-Jun-2027	Interest rate reset <sup>SSS</sup>	30-Jun-2020
INE598K07011	9.00% Pune Solapur Expressways Pvt Ltd (31-Mar-2029) !!!	ICRA A	Tata	20,127	19,424.76	2.00	31-Mar-2029	Interest rate reset <sup>SSS</sup>	30-Sep-2020
<b>Sub Total</b>					<b>923,070.09</b>	<b>94.96</b>			
<b>Call, Cash &amp; Other Assets</b>					<b>49,034.95</b>	<b>5.04</b>			
<b>Net Assets</b>					<b>972,105.04</b>	<b>100.00</b>			

SBI - State Bank of India

MCLR - Marginal Cost-Based Lending Rate

Call, Cash & Other Assets is net of interest receivable on securities, investment in overnight call money market, expenses payable etc.

\$\$\$ These instruments have interest rate reset with no floor and no cap on the interest rate. For maturity profile/ cash flow projections, interest rate reset date is considered as the maturity date.

!!! These instruments are Unlisted. Total exposure as on June 15, 2020 is 30.61%

\*\*\* These instruments have interest rate reset with a floor and a cap on the interest rate. Independent valuation agencies typically value these instruments at the nearest interest rate reset date and accordingly the Macaulay Duration of the fund is computed. Further, there is a possibility of redemption of bond (as per the terms of the issuance) in case of non-acceptance of interest rate and hence the independent valuation agencies consider the interest rate reset date as the maturity date. Accordingly, the Macaulay Duration of these securities measures the interest rate risk upto the interest rate reset date which is reflected in Macaulay Duration of the fund. In the Maturity profile/ cash flow projections, we have assumed that the instruments with a floor and a cap on interest rate will continue till maturity given the current market conditions.

### Details of securities matured/ sold/ prepaid during the period May 30, 2020 to June 15, 2020

ISIN Number	Name of the Instrument	Group	Maturity / Sale value/ Part payment amount (Rs. in Lakhs)	Maturity date	Notes
INE945W07019	10.75% Incred Financial Services Pvt Ltd (22-Jun-2020)	Incred	10,700.00	22-Jun-2020	Received full value on June 11, 2020 as prepayment
INE945W07027	0.00% Incred Financial Services Pvt Ltd (22-Jun-2020)	Incred	6,302.91	22-Jun-2020	Received full value on June 11, 2020 as prepayment

### Amounts received during the period April 24, 2020 to May 29, 2020 on maturities/ sale/ prepayment - INR 89,034.59 Lacs. Please refer Annexure 3 for security level details on the amounts received

The aforementioned proceeds were utilised for payment of borrowings/ interest/ expenses and provisions, if any. The balance cash, if any, is invested in overnight call money market and forms a part of Call, Cash & Other Assets.

### Group wise exposure as on June 15, 2020

Group	Market Value (Rs. in Lakhs)	% to Net Assets
Vedanta	105,417.58	10.84%
CLIX	92,322.05	9.50%
Indostar	82,475.36	8.48%
Tata	81,109.89	8.34%
Punjab National Bank	78,339.30	8.06%
Edehweiss Capital	73,634.97	7.57%
Hero	52,806.92	5.43%
Ajay Piramal	25,495.41	2.62%
JM Financial	54,017.12	5.56%
Nirma	37,674.68	3.88%
Renew	37,117.30	3.82%
UP Power Corporation	36,767.35	3.78%
Motilal Oswal	35,097.15	3.61%
Bharti	29,436.60	3.03%
Northern Arc	23,718.65	2.44%
DLF	18,618.44	1.92%
Small Business Fincredit	11,891.49	1.22%
HPCL Mittal	11,714.95	1.21%
Xander	10,480.12	1.08%
Shriram Transport	10,079.14	1.04%
AU Financiers	7,696.25	0.79%
Hinduja	2,786.16	0.29%
Creation Investments	1,996.52	0.21%
India Shelter	1,237.14	0.13%
KKR	911.35	0.09%
Reliance	228.21	0.02%
Call, Cash & Other Assets	49,034.95	5.04%
<b>Grand Total</b>	<b>972,105.04</b>	<b>100.00%</b>

### Franklin India Ultra Short Bond Fund - Segregated Portfolio 1 - 8.25% Vodafone Idea Ltd (10-Jul-2020)

Portfolio Statement as on June 15, 2020

ISIN Number	Name of the Instrument (Refer Annexure 1 for changes in coupon rate)	Rating (Refer Annexure 2 for changes in ratings)	Group	Quantity	Market Value (Rs. in Lakhs)	% to Net Assets	Maturity Date	Put Option / Put and Call Option	Put Option Date/ Put and Call Option date
INE713G08046	8.25% Vodafone Idea Ltd (10-Jul-2020) ^ ^ !!!	CRISIL B+	A V Birla	7,990	0.00	100.00	10-Jul-2020	-	-
<b>Sub Total</b>					<b>0.00</b>	<b>100.00</b>			
<b>Total</b>					<b>0.00</b>	<b>100.00</b>			
<b>Call, Cash &amp; Other Assets</b>					<b>0.00</b>	<b>-</b>			
<b>Net Assets</b>					<b>0.00</b>	<b>100.00</b>			

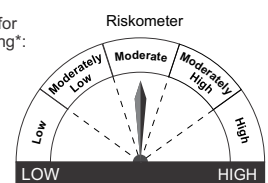
^ ^ Securities are fair valued

!!! These instruments are Unlisted

### Product Label

This product is suitable for investors who are seeking\*:

- Regular income for short term
- A fund that invests in short term debt and money market instruments



Investors understand that their principal will be at Moderate risk

\*Investors should consult their financial advisers if in doubt about whether the product is suitable for them.



**FRANKLIN  
TEMPLETON**

All investments in debt funds are subject to various types of risks including credit risk, interest rate risk, liquidity risk etc. Some fixed income schemes may have a higher concentration to securities rated below AA and therefore may be exposed to relatively higher risk of downgrade or default and the associated volatility in prices which could impact NAV of the scheme. Credit rating issued by SEBI registered entities is an opinion of the rating agency and should not be considered as an assurance of repayment by issuer. There is no assurance or guarantee of principal or returns in any of the mutual fund scheme.

Portfolio Statement as on June 15, 2020

### MAIN PORTFOLIO

ISIN Number	Name of the Instrument (Refer Annexure 1 for changes in coupon rate)	Rating (Refer Annexure 2 for changes in ratings)	Group	Quantity	Market Value (Rs. in Lakhs)	% to Net Assets	Maturity Date	Put Option / Put and Call Option / Interest rate reset with no floor and no cap	Put Option Date/ Put and Call Option date/ Interest rate reset date
INE721A07MS7	7.80% Shriram Transport Finance Co Ltd (17-Jul-2020)	CRISIL AA +	Shriram Transport	250	2,495.14	1.05	17-Jul-2020	-	-
INE03VJ07017	11.25% Aadarshini Real Estate Developers Pvt Ltd (29-Jul-2020) !!!	ICRA A + (CE)	DLF	12	6,019.88	2.54	29-Jul-2020	-	-
INE205A07030	9.45% Vedanta Ltd (17-Aug-2020)	CRISIL AA	Vedanta	450	4,476.46	1.89	17-Aug-2020	-	-
INE423Y07013	9.40% Small Business Fincredit India Pvt Ltd (28-Sep-2020) !!!	ICRA A	Small Business Fincredit	1,750	17,487.49	7.36	28-Sep-2020	-	-
INE540P07194	9.75% Uttar Pradesh Power Corporation Ltd (20-Oct-2020)	CRISIL A + (CE)	UP Power Corporation	174	868.47	0.37	20-Oct-2020	-	-
INE333T07048	11.49% Reliance Big Pvt Ltd Series I (14-Jan-2021) ^ ^ !!!	BWR D	Reliance - ADAG	327	105.62	0.04	14-Jan-2021	Put and Call	14-Sep-2020
INE428K07011	11.49% Reliance Infrastructure Consulting & Engineers Pvt Ltd (15-Jan-2021) ^ ^ !!!	BWR D	Reliance - ADAG	1,088	355.01	0.15	15-Jan-2021	-	-
INE540P07285	10.15% Uttar Pradesh Power Corporation Ltd (20-Jan-2021)	CRISIL A + (CE)	UP Power Corporation	1,102	8,251.29	3.47	20-Jan-2021	-	-
INE003S07213	12.75% Renew Power Ltd (26-Feb-2021)	CARE A +	Renew	2,170	21,553.57	9.08	26-Feb-2021	-	-
INE252T07040	9.70% Xander Finance Pvt Ltd (15-Mar-2021)	ICRA A +	Xander	400	1,998.37	0.84	15-Mar-2021	-	-
INE945W07035	10.25% Incred Financial Services Pvt Ltd (26-Apr-2021)	CARE A	Incred	300	2,985.12	1.26	26-Apr-2021	-	-
INE721A07N09	0.00% Shriram Transport Finance Co Ltd (31-May-2021)	CRISIL AA +	Shriram Transport	250	2,863.48	1.21	31-May-2021	-	-
INE146O08084	11.30% Hinduja Leyland Finance Ltd (21-Jul-2021)	ICRA AA-	Hinduja	250	2,487.64	1.05	21-Jul-2021	-	-
INE694L07123	9.23% Talwandi Sabo Power Ltd (30-Jul-2021)	CRISIL AA(CE)	Vedanta	1,000	9,348.75	3.94	30-Jul-2021	-	-
INE265J07365	12.40% JM Financial Asset Reconstruction Co Ltd (02-Aug-2021)	ICRA AA-	JM Financial	240	2,398.59	1.01	02-Aug-2021	-	-
INE548V07047	8.66% Nuvoco Vistas Corporation Ltd (14-Sep-2021)	CRISIL AA	Nirma	324	3,248.10	1.37	14-Sep-2021	-	-
INE540P07202	9.75% Uttar Pradesh Power Corporation Ltd (20-Oct-2021)	CRISIL A + (CE)	UP Power Corporation	300	2,965.04	1.25	20-Oct-2021	-	-
INE896L07660	Indostar Capital Finance Ltd (SBI MCLR + 325 Bps) (02-Nov-2021) *** !!!	CARE AA-	Indostar	350	3,504.18	1.48	02-Nov-2021	-	-
INE657N07597	Edelweiss Rural & Corporate Services Ltd (1Y SBI MCLR + 250 Bps) (29-Nov-2021) ***	ICRA A +	Edelweiss Capital	2,000	9,880.48	4.16	29-Nov-2021	-	-
INE540P07293	10.15% Uttar Pradesh Power Corporation Ltd (20-Jan-2022)	CRISIL A + (CE)	UP Power Corporation	176	1,733.96	0.73	20-Jan-2022	-	-
INE918T07020	0.00% Hero Wind Energy Pvt Ltd (08-Feb-2022) !!!	ICRA A	Hero	310	4,553.73	1.92	08-Feb-2022	-	-
INE615S07065	12.55% Sterlite Power Grid Ventures Ltd (28-Mar-2022)	IND A	Vedanta	1,450	14,656.08	6.17	28-Mar-2022	Interest rate reset <sup>\$\$\$</sup>	26-Mar-2021
INE265J07324	11.50% JM Financial Asset Reconstruction Co Ltd (29-Mar-2022)	ICRA AA-	JM Financial	1,500	14,650.13	6.17	29-Mar-2022	-	-
INE516Y07089	9.50% Piramal Capital & Housing Finance Ltd (21-Apr-2022)	CARE AA	Ajay Piramal	150	1,150.38	0.48	21-Apr-2022	-	-
INE265J07316	11.50% JM Financial Asset Reconstruction Co Ltd (29-May-2022)	ICRA AA-	JM Financial	1,300	12,682.74	5.34	29-May-2022	-	-
INE660N07047	11.50% S. D. Corporation Pvt Ltd (03-Jun-2022) !!!	CARE AA(CE)	Shapoorji Pallonji	600	5,986.79	2.52	03-Jun-2022	-	-
INE128S07408	12.64% Five-Star Business Finance Ltd (28-Jun-2022)	ICRA A	Five Star Business Finance	250	2,495.58	1.05	28-Jun-2022	Put and Call	18-Jun-2021
INE245A08042	10.75% The Tata Power Co Ltd (21-Aug-2022)	CRISIL AA-	Tata	780	7,886.90	3.32	21-Aug-2022	-	-
INE139S07017	12.41% Renew Solar Power Pvt Ltd (01-Nov-2022) !!!	CARE A + (CE)	Renew	1,498	14,895.62	6.27	01-Nov-2022	-	-
INE540P07301	10.15% Uttar Pradesh Power Corporation Ltd (20-Jan-2023)	CRISIL A + (CE)	UP Power Corporation	55	533.65	0.22	20-Jan-2023	-	-
INE128S07333	10.21% Five-Star Business Finance Ltd (28-Mar-2023)	CARE A	Five Star Business Finance	150	1,472.15	0.62	28-Mar-2023	Put and Call	28-Mar-2021
INE964Q07012	9.60% Renew Wind Energy (Rajasthan One) Pvt Ltd (31-Mar-2023) !!!	CARE A + (CE)	Renew	180	1,580.47	0.67	31-Mar-2023	-	-
INE209W07028	9.95% Narmada Wind Energy Pvt Ltd (31-Mar-2023) !!!	CARE A + (CE)	Renew	120	1,078.33	0.45	31-Mar-2023	-	-
INE209W07010	9.60% Narmada Wind Energy Pvt Ltd (31-Mar-2023) !!!	CARE A + (CE)	Renew	40	343.43	0.14	31-Mar-2023	-	-
INE764L07173	0.00% Sadbhav Infrastructure Project Ltd (23-Apr-2023)	CARE A - (CE)	Sadbhav	232	2,865.46	1.21	23-Apr-2023	Put and Call	23-Apr-2021
INE157D08027	10.75% CliX Capital Services Pvt Ltd (27-Jun-2023) *** !!!	CARE AA-	CLIX	650	6,430.84	2.71	27-Jun-2023	-	-
INE124N07309	12.00% Ess Kay Fincorp Ltd (01-Aug-2023)	CRISIL A	Esskay	2,000	20,120.52	8.47	01-Aug-2023	Put	31-Jan-2021
INE658R07257	Motilal Oswal Home Finance Ltd (SBI MCLR + 200 Bps) (24-Aug-2023)	CRISIL AA-	Motilal Oswal	915	9,173.04	3.86	24-Aug-2023	Interest rate reset <sup>\$\$\$</sup>	24-Aug-2020
INE540P07319	10.15% Uttar Pradesh Power Corporation Ltd (19-Jan-2024)	CRISIL A + (CE)	UP Power Corporation	62	589.93	0.25	19-Jan-2024	-	-
INE721A08DF1	9.90% Shriram Transport Finance Co Ltd (21-Jun-2024)	CRISIL AA +	Shriram Transport	250	2,075.57	0.87	21-Jun-2024	-	-
INE651J07739	JM Financial Credit Solutions Ltd (1Y SBI MCLR + 300 Bps) (23-Jul-2024) ***	ICRA AA	JM Financial	500	5,001.59	2.11	23-Jul-2024	-	-
INE721A08DE4	10.25% Shriram Transport Finance Co Ltd (27-Dec-2024)	CRISIL AA +	Shriram Transport	500	4,315.90	1.82	27-Dec-2024	-	-
INE540P07327	10.15% Uttar Pradesh Power Corporation Ltd (20-Jan-2025)	CRISIL A + (CE)	UP Power Corporation	62	580.35	0.24	20-Jan-2025	-	-
INE616U07036	8.70% Edelweiss Rural & Corporate Services Ltd (30-Jun-2027)	ICRA A +	Edelweiss Capital	200	1,993.16	0.84	30-Jun-2027	Interest rate reset <sup>\$\$\$</sup>	30-Jun-2020
INE721A08DA2	9.00% Shriram Transport Finance Co Ltd (28-Mar-2028)	CRISIL AA +	Shriram Transport	115	809.59	0.34	28-Mar-2028	-	-
INE598K07011	9.00% Pune Solapur Expressways Pvt Ltd (31-Mar-2029) !!!	ICRA A	Tata	5,150	4,970.31	2.09	31-Mar-2029	Interest rate reset <sup>\$\$\$</sup>	30-Sep-2020
<b>Total</b>					<b>247,918.89</b>	<b>104.41</b>			
<b>Net receivable (Essel Infraprojects Ltd. matured on May 22, 2020) ~~~</b>					<b>4,387.74</b>	<b>1.85</b>			
<b>Total</b>					<b>252,306.63</b>	<b>106.25</b>			
<b>Call, Cash &amp; Other Assets</b>					<b>(14,848.52)</b>	<b>(6.25)</b>			
<b>Net Assets</b>					<b>237,458.11</b>	<b>100.00</b>			

SBI - State Bank of India

MCLR - Marginal Cost-Based Lending Rate

Call, Cash & Other Assets is net of interest receivable on securities, investment in overnight call money market, borrowing payable, expenses payable etc.

~ ~ ~ The amount of INR 4,387.74 lacs represents the fair valuation at which securities were valued. This amount only reflects the realizable value basis the current share cover and does not indicate any reduction or write-off of the amount repayable by EIL. For more details kindly refer to the [note](#) on our website.

^ ^ Securities are fair valued

\$\$\$ These instruments have interest rate reset with no floor and no cap on the interest rate. For maturity profile/ cash flow projections, interest rate reset date is considered as the maturity date.

!!! These instruments are Unlisted. Total exposure as on June 15, 2020 is 28.35%

\*\*\* These instruments have interest rate reset with a floor and a cap on the interest rate. Independent valuation agencies typically value these instruments at the nearest interest rate reset date and accordingly the Macaulay Duration of the fund is computed. Further, there is a possibility of redemption of bond (as per the terms of the issuance) in case of non-acceptance of interest rate and hence the independent valuation agencies consider the interest rate reset date as the maturity date. Accordingly, the Macaulay Duration of these securities measures the interest rate risk upto the interest rate reset date which is reflected in Macaulay Duration of the fund. In the Maturity profile/ cash flow projections, we have assumed that the instruments with a floor and a cap on interest rate will continue till maturity given the current market conditions.

### Details of securities matured/ sold/ prepaid during the period May 30, 2020 to June 15, 2020

ISIN Number	Name of the Instrument	Group	Maturity / Sale value/ Part payment amount (Rs. in Lakhs)	Maturity date	Notes
INE945W07019	10.75% Incred Financial Services Pvt Ltd (22-Jun-2020)	Incred	1,800.00	22-Jun-2020	Received full value on June 11, 2020 as prepayment

Amounts received during the period April 24, 2020 to May 29, 2020 on maturities/ sale/ prepayment. - INR 3,500.00 Lacs.  
Please refer Annexure 3 for security level details on the amounts received

The aforementioned proceeds were utilised for payment of borrowings/ interest/ expenses and provisions, if any.

### Group wise exposure as on June 15, 2020

Group	Market Value (Rs. in Lakhs)	% to Net Assets
Renew	39,451.42	16.61%
JM Financial	34,733.03	14.63%
Vedanta	28,481.29	11.99%
Esskay	20,120.52	8.47%
Small Business Fincredit	17,487.49	7.36%
UP Power Corporation	15,522.70	6.54%
Tata	12,857.21	5.41%
Shriram Transport	12,559.68	5.29%
Edelweiss Capital	11,873.64	5.00%
Motilal Oswal	9,173.04	3.86%
CLIX	6,430.84	2.71%
DLF	6,019.88	2.54%
Shapoorji Pallonji	5,986.79	2.52%
Incred	2,985.12	1.26%
Ajay Piramal	1,150.38	0.48%
Hero	4,553.73	1.92%
Five Star Business Finance	3,967.73	1.67%
Indostar	3,504.18	1.48%
Nirma	3,248.10	1.37%
Sadbhav	2,865.46	1.21%
Hinduja	2,487.64	1.05%
Xander	1,998.37	0.84%
Reliance - ADAG	460.64	0.19%
Call, Cash & Other Assets	-10,460.77	-4.40%
<b>Grand Total</b>	<b>237,458.11</b>	<b>100.00%</b>

### Franklin India Low Duration Fund-Segregated Portfolio 1 - 8.25% Vodafone Idea Ltd (10-Jul-2020)

Portfolio Statement as on June 15, 2020

ISIN Number	Name of the Instrument (Refer Annexure 1 for changes in coupon rate)	Rating (Refer Annexure 2 for changes in ratings)	Group	Quantity	Market Value (Rs. in Lakhs)	% to Net Assets	Maturity Date	Put Option / Put and Call Option	Put Option Date/ Put and Call Option date
INE713G08046	8.25% Vodafone Idea Ltd (10-Jul-2020) ^ ^ !!!	CRISIL B+	A V Birla	1,970	0.00	100.00	10-Jul-2020	-	-
<b>Sub Total</b>					<b>0.00</b>	<b>100.00</b>			
<b>Total</b>					<b>0.00</b>	<b>100.00</b>			
<b>Call, Cash &amp; Other Assets</b>					<b>0.00</b>	<b>-</b>			
<b>Net Assets</b>					<b>0.00</b>	<b>100.00</b>			

^ ^ Securities are fair valued !!! These instruments are Unlisted

### Franklin India Low Duration Fund-Segregated Portfolio 2 - 10.90% Vodafone Idea Ltd (02-Sep-2023) P/C 03 Sep 2021

Portfolio Statement as on June 15, 2020

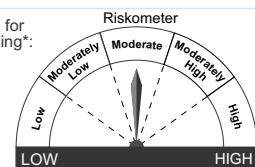
ISIN Number	Name of the Instrument (Refer Annexure 1 for changes in coupon rate)	Rating (Refer Annexure 2 for changes in ratings)	Group	Quantity	Market Value (Rs. in Lakhs)	% to Net Assets	Maturity Date	Put Option / Put and Call Option	Put Option Date/ Put and Call Option date
INE669E08318	10.90% Vodafone Idea Ltd (02-Sep-2023) ^ ^	CARE BB-	A V Birla	1,510	0.00	100.00	02-Sep-2023	Put and Call	03-Sep-2021
<b>Sub Total</b>					<b>0.00</b>	<b>100.00</b>			
<b>Total</b>					<b>0.00</b>	<b>100.00</b>			
<b>Call, Cash &amp; Other Assets</b>					<b>0.00</b>	<b>-</b>			
<b>Net Assets</b>					<b>0.00</b>	<b>100.00</b>			

^ ^ Securities are fair valued

#### Product Label

This product is suitable for investors who are seeking\*:

- Regular income for short term
- A fund that focuses on low duration securities.



**Investors understand that their principal will be at Moderate risk**

\* Investors should consult their financial advisers if in doubt about whether the product is suitable for them.

All investments in debt funds are subject to various types of risks including credit risk, interest rate risk, liquidity risk etc. Some fixed income schemes may have a higher concentration to securities rated below AA and therefore may be exposed to relatively higher risk of downgrade or default and the associated volatility in prices which could impact NAV of the scheme. Credit rating issued by SEBI registered entities is an opinion of the rating agency and should not be considered as an assurance of repayment by issuer. There is no assurance or guarantee of principal or returns in any of the mutual fund scheme.



**FRANKLIN  
TEMPLETON**

Portfolio Statement as on June 15, 2020

MAIN PORTFOLIO

ISIN Number	Name of the Instrument (Refer Annexure 1 for changes in coupon rate)	Rating (Refer Annexure 2 for changes in ratings)	Group	Quantity	Market Value (Rs. in Lakhs)	% to Net Assets	Maturity Date	Put Option / Put and Call Option/ Interest rate reset with no cap	Put Option Date/ Put and Call Option date/ Interest rate reset date
INE445K07106	9.50% Reliance Broadcast Network Ltd (20-Jul-2020) ^ ^ !!!	CARE D	Reliance - ADAG	468	1,250.96	0.23	20-Jul-2020	-	-
INE03VJ07017	11.25% Aadarshini Real Estate Developers Pvt Ltd (29-Jul-2020) !!!	ICRA A+(CE)	DLF	15	7,524.86	1.38	29-Jul-2020	-	-
INE271C07137	12.25% DLF Ltd Series IV (11-Aug-2020)	ICRA A+	DLF	11	5,535.21	1.02	11-Aug-2020	-	-
INE271C07178	12.25% DLF Ltd Tranche II Series IV (11-Aug-2020)	ICRA A+	DLF	11	5,535.21	1.02	11-Aug-2020	-	-
INE657N07407	8.45% Edelweiss Rural & Corporate Services Ltd (11-Aug-2020)	ICRA A+	Edelweiss Capital	250	2,463.67	0.45	11-Aug-2020	-	-
INE946S07098	12.65% Nufuture Digital (India) Ltd (02-Sep-2020) *** !!!	BWR BBB+(CE)	Future	200	500.00	0.09	02-Sep-2020	-	-
INE134E081W3	7.50% Power Finance Corporation Ltd (17-Sep-2020)	CRISIL AAA	PFC	30	302.53	0.06	17-Sep-2020	-	-
INE423Y07013	9.40% Small Business Fincredit India Pvt Ltd (28-Sep-2020) !!!	ICRA A	Small Business Fincredit	10	99.93	0.02	28-Sep-2020	-	-
INE155A08225	9.73% Tata Motors Ltd (01-Oct-2020)	CARE AA-	Tata	100	1,006.32	0.19	01-Oct-2020	-	-
INE540P07194	9.75% Uttar Pradesh Power Corporation Ltd (20-Oct-2020)	CRISIL A+(CE)	UP Power Corporation	76	379.33	0.07	20-Oct-2020	-	-
INE285T07099	12.40% Rivaaz Trade Ventures Pvt Ltd (07-Nov-2020) *** !!!	BWR BBB+(CE)	Future	394	2,462.69	0.45	07-Nov-2020	-	-
INE971Z07075	12.50% Rivaaz Trade Ventures Pvt Ltd (30-Dec-2020) *** !!!	BWR A-(CE)	Future	250	1,875.00	0.35	30-Dec-2020	-	-
INE946S07114	13.30% Nufuture Digital (India) Ltd (31-Dec-2020) *** !!!	BWR BBB+(CE)	Future	250	937.50	0.17	31-Dec-2020	-	-
INE333T07055	11.49% Reliance Big Pvt Ltd Series II (14-Jan-2021) ^ ^ !!!	BWR D	Reliance - ADAG	786	253.88	0.05	14-Jan-2021	Put and Call	14-Sep-2020
INE333T07048	11.49% Reliance Big Pvt Ltd Series I (14-Jan-2021) ^ ^ !!!	BWR D	Reliance - ADAG	28	9.04	0.00*	14-Jan-2021	Put and Call	14-Sep-2020
INE428K07011	11.49% Reliance Infrastructure Consulting & Engineers Pvt Ltd (15-Jan-2021) ^ ^ !!!	BWR D	Reliance - ADAG	1,678	547.53	0.10	15-Jan-2021	-	-
INE540P07285	10.15% Uttar Pradesh Power Corporation Ltd (20-Jan-2021)	CRISIL A+(CE)	UP Power Corporation	650	4,866.91	0.90	20-Jan-2021	-	-
INE080T07094	13.90% Future Ideas Co Ltd (31-Oct-2020) *** !!!	BWR BBB+(CE)	Future	100	562.50	0.10	31-Jan-2021	-	-
INE321N07244	0.00% KKR India Financial Services Pvt Ltd (10-Mar-2021) !!!	CRISIL AA	KKR	15	1,952.89	0.36	10-Mar-2021	-	-
INE535H07AU7	9.30% Fullerton India Credit Co Ltd (15-Mar-2021)	CRISIL AAA	Temasek Holdings	28	285.41	0.05	15-Mar-2021	-	-
INE01HV07015	12.00% Virriti Capital Pvt Ltd (19-Mar-2021)	ICRA A-	Creation Investments	1,390	13,875.81	2.55	19-Mar-2021	-	-
INE146O08027	12.00% Hinduja Leyland Finance Ltd (28-Mar-2021)	IND AA-	Hinduja	100	1,005.62	0.19	28-Mar-2021	-	-
INE205A07139	8.50% Vedanta Ltd (05-Apr-2021)	CRISIL AA	Vedanta	1,000	9,474.07	1.74	05-Apr-2021	-	-
INE774D07RY7	0.00% Mahindra & Mahindra Financial Services Ltd (07-Apr-2021)	IND AAA	Mahindra & Mahindra	18	217.55	0.04	07-Apr-2021	-	-
INE252T07057	9.70% Xander Finance Pvt Ltd (30-Apr-2021)	ICRA A+	Xander	500	2,486.64	0.46	30-Apr-2021	-	-
INE572E09429	7.80% PNB Housing Finance Ltd (07-May-2021)	CARE AA+	Punjab National Bank	500	4,862.58	0.89	07-May-2021	-	-
INE146O08068	11.50% Hinduja Leyland Finance Ltd (31-May-2021)	ICRA AA-	Hinduja	370	3,700.12	0.68	31-May-2021	-	-
INE124N07200	10.9007% Ess Kay Fincorp Ltd (11-Jun-2021) ***	BWR A	Esskay	500	4,978.75	0.92	11-Jun-2021	Put	29-May-2020
INE124N07168	10.9007% Ess Kay Fincorp Ltd (11-Jun-2021) ***	BWR A	Esskay	500	4,978.75	0.92	11-Jun-2021	Put	29-May-2020
INE155A08365	7.40% Tata Motors Ltd (29-Jun-2021)	CARE AA-	Tata	3	29.80	0.00*	29-Jun-2021	-	-
INE971Z07034	11.75% Rivaaz Trade Ventures Pvt Ltd (30-Jun-2021) *** !!!	BWR A-(CE)	Future	600	4,500.00	0.83	30-Jun-2021	-	-
INE572E09361	8.47% PNB Housing Finance Ltd (01-Jul-2021)	CARE AA+	Punjab National Bank	250	2,440.67	0.45	01-Jul-2021	-	-
INE205A07154	9.18% Vedanta Ltd (02-Jul-2021)	CRISIL AA	Vedanta	200	1,883.38	0.35	02-Jul-2021	-	-
INE110L07070	8.32% Reliance Industries Ltd (08-Jul-2021)	CRISIL AAA	Reliance	12	123.57	0.02	08-Jul-2021	-	-
INE721A07NV9	9.10% Shriram Transport Finance Co Ltd (12-Jul-2021)	CRISIL AA+	Shriram Transport	4,000	38.06	0.00*	12-Jul-2021	-	-
INE261F08A11	8.39% National Bank For Agriculture & Rural Development (19-Jul-2021)	CRISIL AAA	NABARD	12	124.97	0.02	19-Jul-2021	-	-
INE146O08084	11.30% Hinduja Leyland Finance Ltd (21-Jul-2021)	ICRA AA-	Hinduja	50	497.53	0.09	21-Jul-2021	-	-
INE265J07365	12.40% JM Financial Asset Reconstruction Co Ltd (02-Aug-2021)	ICRA AA-	JM Financial	760	7,595.53	1.40	02-Aug-2021	-	-
INE895D08634	8.01% Tata Sons Pvt Ltd (02-Sep-2021) !!!	CRISIL AAA	Tata	13	130.50	0.02	02-Sep-2021	-	-
INE540P07202	9.75% Uttar Pradesh Power Corporation Ltd (20-Oct-2021)	CRISIL A+(CE)	UP Power Corporation	350	3,459.21	0.64	20-Oct-2021	-	-
INE157D08043	12.50% Clix Capital Services Pvt Ltd (12-Nov-2021) *** !!!	CARE AA-	CLIX	100	1,005.26	0.19	12-Nov-2021	-	-
INE657N07605	Edelweiss Rural & Corporate Services Ltd (1Y SBI MCLR + 250 Bps) (29-Nov-2021) - Series II ***	CRISIL AA-	Edelweiss Capital	2,020	19,859.95	3.66	29-Nov-2021	-	-
INE028A08083	8.50% Bank of Baroda (02-Dec-2021)	CARE AA	Bank Of Baroda	55	548.68	0.10	02-Dec-2021	-	-
INE205A07162	8.90% Vedanta Ltd (09-Dec-2021)	CRISIL AA	Vedanta	100	910.66	0.17	09-Dec-2021	-	-
INE946S07122	13.30% Nufuture Digital (India) Ltd (31-Dec-2021) *** !!!	BWR BBB+(CE)	Future	500	3,750.00	0.69	31-Dec-2021	-	-
INE971Z07083	12.50% Rivaaz Trade Ventures Pvt Ltd (30-Dec-2021) *** !!!	BWR A-(CE)	Future	375	2,812.50	0.52	30-Dec-2021	-	-
INE540P07293	10.15% Uttar Pradesh Power Corporation Ltd (20-Jan-2022)	CRISIL A+(CE)	UP Power Corporation	1,349	13,290.39	2.45	20-Jan-2022	-	-
INE080T07102	13.90% Future Ideas Co Ltd (31-Jan-2022) *** !!!	BWR BBB+(CE)	Future	200	1,500.00	0.28	31-Jan-2022	-	-
INE265J07357	12.40% JM Financial Asset Reconstruction Co Ltd (02-Feb-2022)	ICRA AA-	JM Financial	1,180	11,768.51	2.17	02-Feb-2022	-	-
INE615S07065	12.55% Sterlite Power Grid Ventures Ltd (28-Mar-2022)	IND A	Vedanta	2,100	21,226.04	3.91	28-Mar-2022	Interest rate reset <sup>sss</sup>	26-Mar-2021
INE572E09403	7.91% PNB Housing Finance Ltd (29-Mar-2022)	CARE AA+	Punjab National Bank	1,250	11,843.68	2.18	29-Mar-2022	-	-
INE128S07358	12.64% Five-Star Business Finance Ltd (29-Mar-2022)	ICRA A	Five Star Business Finance	500	5,008.59	0.92	29-Mar-2022	Put and Call	29-Apr-2021
INE146O08092	11.10% Hinduja Leyland Finance Ltd (08-Apr-2022)	CARE AA-	Hinduja	150	1,482.30	0.27	08-Apr-2022	-	-
INE516Y07105	9.50% Piramal Capital & Housing Finance Ltd (15-Apr-2022)	CARE AA	Ajay Piramal	4,813	36,924.68	6.80	15-Apr-2022	-	-
INE128S07374	12.64% Five-Star Business Finance Ltd (16-Apr-2022)	ICRA A	Five Star Business Finance	1,150	11,519.75	2.12	16-Apr-2022	Put and Call	29-Apr-2021
INE140A07567	9.00% Piramal Enterprises Ltd (06-May-2022) ***	CARE AA	Ajay Piramal	450	4,499.19	0.83	06-May-2022	-	-
INE608A08025	10.90% Punjab & Sind Bank (07-May-2022)	CARE A+	Punjab & Sindh Bank	272	2,657.54	0.49	07-May-2022	-	-
INE128S07390	12.64% Five-Star Business Finance Ltd (28-May-2022)	ICRA A	Five Star Business Finance	750	7,493.58	1.38	28-May-2022	Put and Call	24-May-2021
INE265J07316	11.50% JM Financial Asset Reconstruction Co Ltd (29-May-2022)	ICRA AA-	JM Financial	200	1,951.19	0.36	29-May-2022	-	-
INE660N07047	11.50% S. D. Corporation Pvt Ltd (03-Jun-2022) !!!	CARE AA(CE)	Shapoorji Pallonji	2,450	24,446.08	4.50	03-Jun-2022	-	-
INE660N07062	11.50% S. D. Corporation Pvt Ltd (03-Jun-2022) !!!	CARE AA(CE)	Shapoorji Pallonji	650	6,471.58	1.19	03-Jun-2022	-	-
INE316W07013	0.00% Hero Solar Energy Pvt Ltd (21-Jun-2022) !!!	ICRA A	Hero	50	697.08	0.13	21-Jun-2022	Put and Call	19-Jun-2020
INE918T07038	0.00% Hero Wind Energy Pvt Ltd (21-Jun-2022) !!!	ICRA A	Hero	50	697.08	0.13	21-Jun-2022	Put and Call	19-Jun-2020
INE128S07408	12.64% Five-Star Business Finance Ltd (28-Jun-2022)	ICRA A	Five Star Business Finance	150	1,497.35	0.28	28-Jun-2022	Put and Call	18-Jun-2021
INE971Z07042	11.75% Rivaaz Trade Ventures Pvt Ltd (30-Jun-2022) *** !!!	BWR A-(CE)	Future	800	6,000.00	1.10	30-Jun-2022	-	-
INE003S07155	11.96% Renew Power Ltd (28-Sep-2022) !!!	CARE A+	Renew	1,150	11,381.37	2.09	28-Sep-2022	-	-
INE139S07017	12.41% Renew Solar Power Pvt Ltd (01-Nov-2022) !!!	CARE A+(CE)	Renew	102	1,014.25	0.19	01-Nov-2022	-	-
INE971Z07091	12.50% Rivaaz Trade Ventures Pvt Ltd (30-Dec-2022) *** !!!	BWR A-(CE)	Future	350	2,625.00	0.48	30-Dec-2022	-	-
INE540P07301	10.15% Uttar Pradesh Power Corporation Ltd (20-Jan-2023)	CRISIL A+(CE)	UP Power Corporation	879	8,528.75	1.57	20-Jan-2023	-	-
INE080T07110	13.90% Future Ideas Co Ltd (31-Jan-2023) *** !!!	BWR BBB+(CE)	Future	300	2,250.00	0.41	31-Jan-2023	-	-
INE128S07333	10.21% Five-Star Business Finance Ltd (28-Mar-2023)	CARE A	Five Star Business Finance	240	2,355.44	0.43	28-Mar-2023	Put and Call	28-Mar-2021
INE128S07317	10.21% Five-Star Business Finance Ltd (28-Mar-2023)	CARE A	Five Star Business Finance	50	492.06	0.09	28-Mar-2023	Put and Call	28-Jan-2021
INE209W07010	9.60% Narmada Wind Energy Pvt Ltd (31-Mar-2023) !!!	CARE A+(CE)	Renew	1,660	14,252.43	2.62	31-Mar-2023	-	-
INE946Q07012	9.60% Renew Wind Energy (Rajasthan One) Pvt Ltd (31-Mar-2023) !!!	CARE A+(CE)	Renew	1,280	11,238.87	2.07	31-Mar-2023	-	-
INE659X07014	9.95% Molagavalli Renewable Pvt Ltd (31-Mar-2023) !!!	CARE A+(CE)	Renew	385	3,530.48	0.65	31-Mar-2023	-	-
INE209W07028	9.95% Narmada Wind Energy Pvt Ltd (31-Mar-2023) !!!	CARE A+(CE)	Renew	150	1,347.91	0.25	31-Mar-2023	-	-
INE124N07309	12.00% Ess Kay Fincorp Ltd (01-Aug-2023)	CRISIL A	Esskay	1,000	10,060.26	1.85	01-Aug-2023	Put	31-Jan-2021
INE971Z07109	12.50% Rivaaz Trade Ventures Pvt Ltd (30-Dec-2023) *** !!!	BWR A-(CE)	Future	1,000	7,500.00	1.38	30-Dec-2023	-	-

Portfolio Statement as on June 15, 2020

### MAIN PORTFOLIO

ISIN Number	Name of the Instrument (Refer Annexure 1 for changes in coupon rate)	Rating (Refer Annexure 2 for changes in ratings)	Group	Quantity	Market Value (Rs. in Lakhs)	% to Net Assets	Maturity Date	Put Option / Put and Call Option / Interest rate reset with no floor and no cap	Put Option Date/ Put and Call Option date/ Interest rate reset date
INE01EA07016	11.90% Rishanth Wholesale Trading Pvt Ltd (20-Oct-2023) !!!	IND A	Kedara Capital	350	35,316.37	6.50	20-Oct-2023	-	-
INE00MX08011	11.70% Svatantira Microfin Pvt Ltd (30-Nov-2023) !!!	ICRA A-	A V Birla	300	2,889.83	0.53	30-Nov-2023	-	-
INE540P07319	10.15% Uttar Pradesh Power Corporation Ltd (19-Jan-2024)	CRISIL A+(CE)	UP Power Corporation	822	7,821.31	1.44	19-Jan-2024	-	-
INE721A08DC8	10.25% Shriram Transport Finance Co Ltd (26-Apr-2024)	CRISIL AA+	Shriram Transport	7,200	63,234.50	11.64	26-Apr-2024	-	-
INE721A08DF1	9.90% Shriram Transport Finance Co Ltd (21-Jun-2024)	CRISIL AA+	Shriram Transport	1,300	10,792.96	1.99	21-Jun-2024	-	-
INE01E708016	10.32% Andhra Pradesh Capital Region Development Authority (16-Aug-2024)	CRISIL A+(CE)	Andhra Pradesh Capital Region Development Authority	10,675	21,488.86	3.95	16-Aug-2024	-	-
INE575P08016	10.25% Star Health & Allied Insurance Co Ltd (06-Sep-2024) !!!	IND A+	Starhealth	1,480	14,340.52	2.64	06-Sep-2024	-	-
INE146O08159	11.60% Hinduja Leyland Finance Ltd (29-Sep-2024)	CARE AA-	Hinduja	550	5,343.29	0.98	29-Sep-2024	-	-
INE540P07327	10.15% Uttar Pradesh Power Corporation Ltd (20-Jan-2025)	CRISIL A+(CE)	UP Power Corporation	822	7,694.36	1.42	20-Jan-2025	-	-
INE852007055	10.00% Aptus Value Housing Finance India Ltd (24-Jan-2025)	ICRA A+	Aptus	500	489.95	0.09	24-Jan-2025	Interest rate reset <sup>\$\$\$</sup>	25-Jan-2023
INE459T07025	9.95% Vastu Housing Finance Corporation Ltd (27-Feb-2025)	BWR A+	Multiples PE	350	3,445.34	0.63	27-Feb-2025	Put and Call	27-Feb-2021
INE852007089	10.00% Aptus Value Housing Finance India Ltd (20-Jul-2025)	ICRA A+	Aptus	8,500	8,301.23	1.53	20-Jul-2025	Interest rate reset <sup>\$\$\$</sup>	20-Jul-2023
INE003S07189	9.45% Renew Power Ltd (31-Jul-2025) !!!	CARE A+	Renew	2,560	23,722.85	4.37	31-Jul-2025	Interest rate reset <sup>\$\$\$</sup>	31-Jul-2023
INE01E708024	10.32% Andhra Pradesh Capital Region Development Authority (16-Aug-2025)	CRISIL A+(CE)	Andhra Pradesh Capital Region Development Authority	11,135	22,254.90	4.10	16-Aug-2025	-	-
INE852007097	10.00% Aptus Value Housing Finance India Ltd (20-Aug-2025)	ICRA A+	Aptus	12,500	12,200.71	2.25	20-Aug-2025	Interest rate reset <sup>\$\$\$</sup>	20-Aug-2023
INE016P07146	10.50% Vistaar Financial Services Pvt Ltd (24-Aug-2025)	ICRA A-	Vistaar	690	6,660.99	1.23	24-Aug-2025	Put and Call	24-Aug-2023
INE459T07082	10.40% Vastu Housing Finance Corporation Ltd (27-Nov-2025)	BWR A+	Multiples PE	500	4,868.70	0.90	27-Nov-2025	Put and Call	27-Nov-2021
INE459T07090	10.40% Vastu Housing Finance Corporation Ltd (27-Nov-2025)	BWR A+	Multiples PE	500	4,865.75	0.90	27-Nov-2025	Put and Call	27-Dec-2021
INE540P07335	10.15% Uttar Pradesh Power Corporation Ltd (20-Jan-2026)	CRISIL A+(CE)	UP Power Corporation	754	6,871.35	1.26	20-Jan-2026	-	-
INE01E708032	10.32% Andhra Pradesh Capital Region Development Authority (16-Aug-2026)	CRISIL A+(CE)	Andhra Pradesh Capital Region Development Authority	2,125	4,146.76	0.76	16-Aug-2026	-	-
INE503A08028	9.85% DCB Bank Ltd (18-Nov-2026)	ICRA A+	DCB	1,400	1,383.36	0.25	18-Nov-2026	-	-
INE540P07343	10.15% Uttar Pradesh Power Corporation Ltd (20-Jan-2027)	CRISIL A+(CE)	UP Power Corporation	62	556.54	0.10	20-Jan-2027	-	-
INE616U07036	8.70% Edelweiss Rural & Corporate Services Ltd (30-Jun-2027)	ICRA A+	Edelweiss Capital	3,100	30,893.98	5.69	30-Jun-2027	Interest rate reset <sup>\$\$\$</sup>	30-Jun-2020
INE657N07381	8.70% Edelweiss Rural & Corporate Services Ltd (30-Jun-2027)	ICRA A+	Edelweiss Capital	1,000	9,968.41	1.83	30-Jun-2027	Interest rate reset <sup>\$\$\$</sup>	30-Jun-2020
INE540P07350	10.15% Uttar Pradesh Power Corporation Ltd (20-Jan-2028)	CRISIL A+(CE)	UP Power Corporation	62	547.00	0.10	20-Jan-2028	-	-
INE295J08022	9.90% Coastal Gujarat Power Ltd (25-Aug-2028)	CARE AA(CE)	Tata	460	4,529.79	0.83	25-Aug-2028	-	-
<b>Sub Total</b>					<b>695,822.55</b>	<b>128.06</b>			
<b>Net receivable (Essel Infraprojects Ltd. matured on May 22, 2020) ~~~</b>					<b>2,927.76</b>	<b>0.54</b>			
<b>Total</b>					<b>698,750.31</b>	<b>128.60</b>			
<b>Call, Cash &amp; Other Assets</b>					<b>(155,397.78)</b>	<b>(28.60)</b>			
<b>Net Assets</b>					<b>543,352.53</b>	<b>100.00</b>			

SBI - State Bank of India

MCLR - Marginal Cost-Based Lending Rate

\* Less than 0.01

Call, Cash & Other Assets is net of interest receivable on securities, investment in overnight call money market, borrowing payable, expenses payable etc.

~~~ The amount of INR 2,927.76 lacs represents the fair valuation at which securities were valued. This amount only reflects the realizable value basis the current share cover and does not indicate any reduction or write-off of the amount repayable by EIL. For more details kindly refer to the [note](#) on our website.

^^ Securities are fair valued

\$\$\$ These instruments have interest rate reset with no floor and no cap on the interest rate. For maturity profile/ cash flow projections, interest rate reset date is considered as the maturity date.

!!! These instruments are Unlisted. Total exposure as on June 15, 2020 is 37.07%

\*\*\* These instruments have interest rate reset with a floor and a cap on the interest rate. Independent valuation agencies typically value these instruments at the nearest interest rate reset date and accordingly the Macaulay Duration of the fund is computed. Further, there is a possibility of redemption of bond (as per the terms of the issuance) in case of non-acceptance of interest rate and hence the independent valuation agencies consider the interest rate reset date as the maturity date. Accordingly, the Macaulay Duration of these securities measures the interest rate risk upto the interest rate reset date which is reflected in Macaulay Duration of the fund. In the Maturity profile/ cash flow projections, we have assumed that the instruments with a floor and a cap on interest rate will continue till maturity given the current market conditions.

### Put option has been exercised for the below mentioned securities. As per the terms of issuance, the amount due pertaining to face value shall be paid as per the following schedule. The same has also been factored in the maturity profile/ cashflow projections accordingly.

| ISIN Number  | Security Name                              | Date      | Amount (Rs. in Lakhs) | % of Amount due |
|--------------|--------------------------------------------|-----------|-----------------------|-----------------|
| INE124N07168 | 10.9007% Ess Kay Fincorp Ltd (11-Jun-2021) | 30-Jun-20 | 3,333.33              | 66.67%          |
| INE124N07168 | 10.9007% Ess Kay Fincorp Ltd (11-Jun-2021) | 31-Jul-20 | 1,666.67              | 33.33%          |
| <b>Total</b> |                                            |           | <b>5,000.00</b>       |                 |
| INE124N07200 | 10.9007% Ess Kay Fincorp Ltd (11-Jun-2021) | 31-Jul-20 | 1,666.67              | 33.33%          |
| INE124N07200 | 10.9007% Ess Kay Fincorp Ltd (11-Jun-2021) | 31-Aug-20 | 3,333.33              | 66.67%          |
| <b>Total</b> |                                            |           | <b>5,000.00</b>       |                 |

Details of securities matured/ sold/ prepaid during the period May 30, 2020 to June 15, 2020 Nil

Amounts received during the period April 24, 2020 to May 29, 2020 on maturities/ sale/ prepayment - INR 3,110.00 Lacs.

Please refer Annexure 3 for security level details on the amounts received

The aforementioned proceeds were utilised for payment of borrowings/ interest/ expenses and provisions, if any.

### Group wise exposure as on June 15, 2020

| Group                                               | Market Value<br>(Rs. in Lakhs) | % to Net Assets |
|-----------------------------------------------------|--------------------------------|-----------------|
| Shriram Transport                                   | 74,065.52                      | 13.63%          |
| Renew                                               | 66,488.17                      | 12.24%          |
| Edelweiss Capital                                   | 63,186.01                      | 11.63%          |
| UP Power Corporation                                | 54,015.16                      | 9.94%           |
| Andhra Pradesh Capital Region Development Authority | 47,890.52                      | 8.81%           |
| Ajay Piramal                                        | 41,423.87                      | 7.62%           |
| Future                                              | 37,275.19                      | 6.86%           |
| Kedara Capital                                      | 35,316.37                      | 6.50%           |
| Vedanta                                             | 33,494.15                      | 6.16%           |
| Shapoorji Pallonji                                  | 30,917.66                      | 5.69%           |
| Five Star Business Finance                          | 28,366.76                      | 5.22%           |
| JM Financial                                        | 21,315.23                      | 3.92%           |
| Aptus                                               | 20,991.89                      | 3.86%           |
| Esskay                                              | 20,017.75                      | 3.68%           |
| Punjab National Bank                                | 19,146.92                      | 3.52%           |
| DLF                                                 | 18,595.28                      | 3.42%           |
| Starhealth                                          | 14,340.52                      | 2.64%           |
| Creation Investments                                | 13,875.81                      | 2.55%           |
| Multiples PE                                        | 13,179.79                      | 2.43%           |
| Hinduja                                             | 12,028.86                      | 2.21%           |
| Vistaar                                             | 6,660.99                       | 1.23%           |
| Tata                                                | 5,696.40                       | 1.05%           |
| A V Birla                                           | 2,889.83                       | 0.53%           |
| Punjab & Sindh Bank                                 | 2,657.54                       | 0.49%           |
| Xander                                              | 2,486.64                       | 0.46%           |
| Reliance - ADAG                                     | 2,061.42                       | 0.38%           |
| KKR                                                 | 1,952.89                       | 0.36%           |
| Hero                                                | 1,394.15                       | 0.26%           |
| DCB                                                 | 1,383.36                       | 0.25%           |
| CLIX                                                | 1,005.26                       | 0.19%           |
| Bank Of Baroda                                      | 548.68                         | 0.10%           |
| PFC                                                 | 302.53                         | 0.06%           |
| Temasek Holdings                                    | 285.41                         | 0.05%           |
| Mahindra & Mahindra                                 | 217.55                         | 0.04%           |
| NABARD                                              | 124.97                         | 0.02%           |
| Reliance                                            | 123.57                         | 0.02%           |
| Small Business Fincredit                            | 99.93                          | 0.02%           |
| Call, Cash & Other Assets                           | -152,470.02                    | -28.06%         |
| <b>Grand Total</b>                                  | <b>543,352.53</b>              | <b>100.00%</b>  |

@@@ The scheme, on the request of Future group, has extended a moratorium with respect to the below NCDs issued. The updated maturity dates are as given below. The same has also been factored in the maturity profile/ cashflow projections accordingly. For a few securities, new ISIN numbers has been assigned effective June 11, 2020 and the old ISIN number has been tabulated below.

| ISIN Number  | Name of the Instrument                             | Group  | Revised maturity date | Previous maturity date | Old ISIN Number |
|--------------|----------------------------------------------------|--------|-----------------------|------------------------|-----------------|
| INE946S07098 | 12.65% Nufuture Digital (India) Ltd (02-Sep-2020)  | Future | 02-Sep-2020           | 02-Jun-2020            |                 |
| INE285T07099 | 12.40% Rivaaz Trade Ventures Pvt Ltd (07-Nov-2020) | Future | 07-Nov-2020           | 07-Aug-2020            |                 |
| INE971Z07075 | 12.50% Rivaaz Trade Ventures Pvt Ltd (30-Dec-2020) | Future | 30-Dec-2020           | 30-Sep-2020            |                 |
| INE946S07114 | 13.30% Nufuture Digital (India) Ltd (31-Dec-2020)  | Future | 31-Dec-2020           | 30-Sep-2020            |                 |
| INE080T07094 | 13.90% Future Ideas Co Ltd (31-Oct-2020)           | Future | 31-Jan-2021           | 31-Oct-2020            | INE080T07045    |
| INE971Z07034 | 11.75% Rivaaz Trade Ventures Pvt Ltd (30-Jun-2021) | Future | 30-Jun-2021           | 30-Mar-2021            |                 |
| INE946S07122 | 13.30% Nufuture Digital (India) Ltd (31-Dec-2021)  | Future | 31-Dec-2021           | 30-Sep-2021            |                 |
| INE971Z07083 | 12.50% Rivaaz Trade Ventures Pvt Ltd (30-Dec-2021) | Future | 30-Dec-2021           | 30-Sep-2021            |                 |
| INE080T07102 | 13.90% Future Ideas Co Ltd (31-Jan-2022)           | Future | 31-Jan-2022           | 31-Oct-2021            | INE080T07052    |
| INE971Z07042 | 11.75% Rivaaz Trade Ventures Pvt Ltd (30-Jun-2022) | Future | 30-Jun-2022           | 30-Mar-2022            |                 |
| INE971Z07091 | 12.50% Rivaaz Trade Ventures Pvt Ltd (30-Dec-2022) | Future | 30-Dec-2022           | 30-Sep-2022            |                 |
| INE080T07110 | 13.90% Future Ideas Co Ltd (31-Jan-2023)           | Future | 31-Jan-2023           | 31-Oct-2022            | INE080T07060    |
| INE971Z07109 | 12.50% Rivaaz Trade Ventures Pvt Ltd (30-Dec-2023) | Future | 30-Dec-2023           | 30-Sep-2023            |                 |

### Franklin India Short Term Income Plan - Segregated Portfolio 1 - 8.25% Vodafone Idea Ltd (10-Jul-2020)

Portfolio Statement as on June 15, 2020

| ISIN Number                          | Name of the Instrument<br>(Refer Annexure 1 for changes in coupon rate) | Rating<br>(Refer Annexure 2 for changes in ratings) | Group     | Quantity | Market Value<br>(Rs. in Lakhs) | % to Net Assets | Maturity Date | Put Option /<br>Put and Call<br>Option | Put Option Date/<br>Put and Call<br>Option date |
|--------------------------------------|-------------------------------------------------------------------------|-----------------------------------------------------|-----------|----------|--------------------------------|-----------------|---------------|----------------------------------------|-------------------------------------------------|
| INE713G08046                         | 8.25% Vodafone Idea Ltd (10-Jul-2020) ^ ^ !!!                           | CRISIL B+                                           | A V Birla | 850      | 0.00                           | 100.00          | 10-Jul-2020   | -                                      | -                                               |
| <b>Sub Total</b>                     |                                                                         |                                                     |           |          | <b>0.00</b>                    | <b>100.00</b>   |               |                                        |                                                 |
| <b>Total</b>                         |                                                                         |                                                     |           |          | <b>0.00</b>                    | <b>100.00</b>   |               |                                        |                                                 |
| <b>Call, Cash &amp; Other Assets</b> |                                                                         |                                                     |           |          | <b>0.00</b>                    | <b>-</b>        |               |                                        |                                                 |
| <b>Net Assets</b>                    |                                                                         |                                                     |           |          | <b>0.00</b>                    | <b>100.00</b>   |               |                                        |                                                 |

^ ^ Securities are fair valued

!!! These instruments are Unlisted

### Franklin India Short Term Income Plan - Segregated Portfolio 2 - 10.90% Vodafone Idea Ltd (02-Sep-2023) P/C 03 Sep 2021

Portfolio Statement as on June 15, 2020

| ISIN Number                          | Name of the Instrument<br>(Refer Annexure 1 for changes in coupon rate) | Rating<br>(Refer Annexure 2 for changes in ratings) | Group     | Quantity | Market Value<br>(Rs. in Lakhs) | % to Net Assets | Maturity Date | Put Option /<br>Put and Call<br>Option | Put Option Date/<br>Put and Call<br>Option date |
|--------------------------------------|-------------------------------------------------------------------------|-----------------------------------------------------|-----------|----------|--------------------------------|-----------------|---------------|----------------------------------------|-------------------------------------------------|
| INE669E08318                         | 10.90% Vodafone Idea Ltd (02-Sep-2023) ^ ^                              | CARE BB-                                            | A V Birla | 5,230    | 0.00                           | 100.00          | 02-Sep-2023   | Put and Call                           | 03-Sep-2021                                     |
| <b>Sub Total</b>                     |                                                                         |                                                     |           |          | <b>0.00</b>                    | <b>100.00</b>   |               |                                        |                                                 |
| <b>Total</b>                         |                                                                         |                                                     |           |          | <b>0.00</b>                    | <b>100.00</b>   |               |                                        |                                                 |
| <b>Call, Cash &amp; Other Assets</b> |                                                                         |                                                     |           |          | <b>0.00</b>                    | <b>-</b>        |               |                                        |                                                 |
| <b>Net Assets</b>                    |                                                                         |                                                     |           |          | <b>0.00</b>                    | <b>100.00</b>   |               |                                        |                                                 |

^ ^ Securities are fair Valued

### Franklin India Short Term Income Plan - Segregated Portfolio 3 - 9.50% Yes Bank Ltd CO 23 Dec 2021

Portfolio Statement as on June 15, 2020

| ISIN Number                          | Name of the Instrument<br>(Refer Annexure 1 for changes in coupon rate) | Rating<br>(Refer Annexure 2 for<br>changes in ratings) | Group    | Quantity | Market Value<br>(Rs. in Lakhs) | % to Net<br>Assets | Maturity<br>Date | Put Option /<br>Put and Call<br>Option | Put Option Date/<br>Put and Call<br>Option date |
|--------------------------------------|-------------------------------------------------------------------------|--------------------------------------------------------|----------|----------|--------------------------------|--------------------|------------------|----------------------------------------|-------------------------------------------------|
| INE528G08352                         | 9.50% Yes Bank Ltd (23-Dec-2021)                                        | CARE D                                                 | Yes Bank | 3,523    | 0.00                           | 100.00             | 23-Dec-2021      | -                                      | -                                               |
| <b>Sub Total</b>                     |                                                                         |                                                        |          |          | <b>0.00</b>                    | <b>100.00</b>      |                  |                                        |                                                 |
| <b>Total</b>                         |                                                                         |                                                        |          |          | <b>0.00</b>                    | <b>100.00</b>      |                  |                                        |                                                 |
| <b>Call, Cash &amp; Other Assets</b> |                                                                         |                                                        |          |          | <b>0.00</b>                    | <b>-</b>           |                  |                                        |                                                 |
| <b>Net Assets</b>                    |                                                                         |                                                        |          |          | <b>0.00</b>                    | <b>100.00</b>      |                  |                                        |                                                 |



**FRANKLIN  
TEMPLETON**

All investments in debt funds are subject to various types of risks including credit risk, interest rate risk, liquidity risk etc. Some fixed income schemes may have a higher concentration to securities rated below AA and therefore may be exposed to relatively higher risk of downgrade or default and the associated volatility in prices which could impact NAV of the scheme. Credit rating issued by SEBI registered entities is an opinion of the rating agency and should not be considered as an assurance of repayment by issuer. There is no assurance or guarantee of principal or returns in any of the mutual fund scheme.

#### Product Label

This product is suitable for investors who are seeking\*:

- Regular income for medium term
- A fund that invests in short term corporate bonds including PTCs.

**Investors understand that their principal will be at Moderate risk**

\*Investors should consult their financial advisers if in doubt about whether the product is suitable for them.

**Mutual Fund investments are subject to market risks, read all scheme related documents carefully.**



Portfolio Statement as on June 15, 2020

### MAIN PORTFOLIO

| ISIN Number                          | Name of the Instrument<br>(Refer Annexure 1 for changes in coupon rate)                        | Rating<br>(Refer Annexure<br>2 for changes<br>in ratings) | Group                                               | Quantity | Market Value<br>(Rs. in Lakhs) | % to Net<br>Assets | Maturity<br>Date | Put Option / Put<br>and Call Option /<br>Interest rate<br>reset with no<br>floor and no cap | Put Option<br>Date/ Put and<br>Call Option date/<br>Interest rate<br>reset date |
|--------------------------------------|------------------------------------------------------------------------------------------------|-----------------------------------------------------------|-----------------------------------------------------|----------|--------------------------------|--------------------|------------------|---------------------------------------------------------------------------------------------|---------------------------------------------------------------------------------|
| INE33T07063                          | 11.49% Reliance Big Pvt Ltd Series III (14-Jan-2021) ^ ^ !!!                                   | BWR D                                                     | Reliance - ADAG                                     | 607      | 196.06                         | 0.12               | 14-Jan-2021      |                                                                                             |                                                                                 |
| INE245A08034                         | 11.40% Tata Power Co Ltd (02-Jun-2021)                                                         | CARE AA                                                   | Tata                                                | 30       | 305.45                         | 0.18               | 02-Jun-2021      | -                                                                                           | -                                                                               |
| INE657N07605                         | Edelweiss Rural & Corporate Services Ltd (1Y SBI MCLR + 250 Bps) (29-Nov-2021) - Series II *** | CRISIL AA-                                                | Edelweiss Capital                                   | 780      | 7,668.69                       | 4.55               | 29-Nov-2021      | -                                                                                           | -                                                                               |
| INE205A07162                         | 8.90% Vedanta Ltd (09-Dec-2021)                                                                | CRISIL AA                                                 | Vedanta                                             | 650      | 5,919.29                       | 3.51               | 09-Dec-2021      | -                                                                                           | -                                                                               |
| INE540P07293                         | 10.15% Uttar Pradesh Power Corporation Ltd (20-Jan-2022)                                       | CRISIL A+(CE)                                             | UP Power Corporation                                | 240      | 2,364.49                       | 1.40               | 20-Jan-2022      | -                                                                                           | -                                                                               |
| INE265J07357                         | 12.40% JM Financial Asset Reconstruction Co Ltd (02-Feb-2022)                                  | ICRA AA-                                                  | JM Financial                                        | 700      | 6,981.32                       | 4.14               | 02-Feb-2022      | -                                                                                           | -                                                                               |
| INE615S07065                         | 12.55% Sterlite Power Grid Ventures Ltd (28-Mar-2022)                                          | IND A                                                     | Vedanta                                             | 550      | 5,559.20                       | 3.30               | 28-Mar-2022      | Interest rate reset <sup>\$\$\$</sup>                                                       | 26-Mar-2021                                                                     |
| INE146O08092                         | 11.10% Hinduja Leyland Finance Ltd (08-Apr-2022)                                               | CARE AA-                                                  | Hinduja                                             | 200      | 1,976.41                       | 1.17               | 08-Apr-2022      | -                                                                                           | -                                                                               |
| INE516Y07105                         | 9.50% Piramal Capital & Housing Finance Ltd (15-Apr-2022)                                      | CARE AA                                                   | Ajay Piramal                                        | 250      | 1,917.97                       | 1.14               | 15-Apr-2022      | -                                                                                           | -                                                                               |
| INE660N07062                         | 11.50% S D Corporation Pvt Ltd (03-Jun-2022) !!!                                               | CARE AA(CE)                                               | Shapoorji Pallonji                                  | 1,000    | 9,956.28                       | 5.91               | 03-Jun-2022      | -                                                                                           | -                                                                               |
| INE128S07408                         | 12.64% Five-Star Business Finance Ltd (28-Jun-2022)                                            | ICRA A                                                    | Five Star Business Finance                          | 500      | 4,991.17                       | 2.96               | 28-Jun-2022      | Put and Call                                                                                | 18-Jun-2021                                                                     |
| INE245A08042                         | 10.75% The Tata Power Co Ltd (21-Aug-2022)                                                     | CRISIL AA-                                                | Tata                                                | 204      | 2,062.73                       | 1.22               | 21-Aug-2022      | -                                                                                           | -                                                                               |
| INE540P07210                         | 9.75% Uttar Pradesh Power Corporation Ltd (20-Oct-2022)                                        | CRISIL A+(CE)                                             | UP Power Corporation                                | 150      | 1,453.37                       | 0.86               | 20-Oct-2022      | -                                                                                           | -                                                                               |
| INE139S07017                         | 12.41% Renew Solar Power Pvt Ltd (01-Nov-2022) !!!                                             | CARE A+(CE)                                               | Renew                                               | 100      | 994.37                         | 0.59               | 01-Nov-2022      | -                                                                                           | -                                                                               |
| INE540P07301                         | 10.15% Uttar Pradesh Power Corporation Ltd (20-Jan-2023)                                       | CRISIL A+(CE)                                             | UP Power Corporation                                | 501      | 4,861.10                       | 2.89               | 20-Jan-2023      | -                                                                                           | -                                                                               |
| INE964Q07012                         | 9.60% Renew Wind Energy (Rajasthan One) Pvt Ltd (31-Mar-2023) !!!                              | CARE A+(CE)                                               | Renew                                               | 770      | 6,760.89                       | 4.01               | 31-Mar-2023      | -                                                                                           | -                                                                               |
| INE209W07028                         | 9.95% Narmada Wind Energy Pvt Ltd (31-Mar-2023) !!!                                            | CARE A+(CE)                                               | Renew                                               | 250      | 2,246.52                       | 1.33               | 31-Mar-2023      | -                                                                                           | -                                                                               |
| INE659X07014                         | 9.95% Molagavalli Renewable Pvt Ltd (31-Mar-2023) !!!                                          | CARE A+(CE)                                               | Renew                                               | 110      | 1,008.71                       | 0.60               | 31-Mar-2023      | -                                                                                           | -                                                                               |
| INE764L07181                         | 0.00% SADBHAV Infrastructure Project Ltd (06-Jun-2023) !!!                                     | CARE A-(CE)                                               | Sadbhav                                             | 723      | 8,826.16                       | 5.24               | 06-Jun-2023      | Put and Call                                                                                | 06-Jun-2021                                                                     |
| INE971Z07059                         | 11.75% Rivaaz Trade Ventures Pvt Ltd (30-Jun-2023) !!!                                         | BWR A-(CE)                                                | Future                                              | 1,400    | 10,500.00                      | 6.23               | 30-Jun-2023      | -                                                                                           | -                                                                               |
| INE01EA07016                         | 11.90% Rishanth Wholesale Trading Pvt Ltd (20-Oct-2023) !!!                                    | IND A                                                     | Kedara Capital                                      | 10       | 1,009.04                       | 0.60               | 20-Oct-2023      | -                                                                                           | -                                                                               |
| INE00MX08011                         | 11.70% Svatantira Microfin Pvt Ltd (30-Nov-2023) !!!                                           | ICRA A-                                                   | A V Birla                                           | 300      | 2,889.83                       | 1.72               | 30-Nov-2023      | -                                                                                           | -                                                                               |
| INE946S07148                         | 13.30% Nufuture Digital (India) Ltd (31-Dec-2023) !!!                                          | BWR BBB+(CE)                                              | Future                                              | 688      | 5,160.00                       | 3.06               | 31-Dec-2023      | -                                                                                           | -                                                                               |
| INE080T07128                         | 13.90% Future Ideas Co Ltd (31-Dec-2023) !!!                                                   | BWR BBB+(CE)                                              | Future                                              | 400      | 3,000.00                       | 1.78               | 31-Dec-2023      | -                                                                                           | -                                                                               |
| INE721A08DC8                         | 10.25% Shriram Transport Finance Co Ltd (26-Apr-2024)                                          | CRISIL AA+                                                | Shriram Transport                                   | 620      | 5,445.19                       | 3.23               | 26-Apr-2024      | -                                                                                           | -                                                                               |
| INE721A08DF1                         | 9.90% Shriram Transport Finance Co Ltd (21-Jun-2024)                                           | CRISIL AA+                                                | Shriram Transport                                   | 1,550    | 12,868.53                      | 7.64               | 21-Jun-2024      | -                                                                                           | -                                                                               |
| INE575P08016                         | 10.25% Star Health & Allied Insurance Co Ltd (06-Sep-2024) !!!                                 | IND A+                                                    | Starhealth                                          | 370      | 3,585.13                       | 2.13               | 06-Sep-2024      | -                                                                                           | -                                                                               |
| INE146O08118                         | 9.20% Hinduja Leyland Finance Ltd (13-Sep-2024)                                                | CARE AA-                                                  | Hinduja                                             | 150      | 1,343.28                       | 0.80               | 13-Sep-2024      | -                                                                                           | -                                                                               |
| INE852007063                         | 10.00% Aptus Value Housing Finance India Ltd (26-Feb-2025)                                     | ICRA A+                                                   | Aptus                                               | 2,000    | 1,958.61                       | 1.16               | 26-Feb-2025      | Interest rate reset <sup>\$\$\$</sup>                                                       | 26-Feb-2023                                                                     |
| INE459T07041                         | 9.95% Vastu Housing Finance Corporation Ltd (27-Feb-2025)                                      | BWR A+                                                    | Multiples PE                                        | 400      | 3,938.56                       | 2.34               | 27-Feb-2025      | Put and Call                                                                                | 27-Feb-2021                                                                     |
| INE459T07025                         | 9.95% Vastu Housing Finance Corporation Ltd (27-Feb-2025)                                      | BWR A+                                                    | Multiples PE                                        | 150      | 1,476.58                       | 0.88               | 27-Feb-2025      | Put and Call                                                                                | 27-Feb-2021                                                                     |
| INE459T07058                         | 9.95% Vastu Housing Finance Corporation Ltd (27-Feb-2025)                                      | BWR A+                                                    | Multiples PE                                        | 40       | 394.01                         | 0.23               | 27-Feb-2025      | Put and Call                                                                                | 27-Feb-2021                                                                     |
| INE146O08134                         | 10.15% Hinduja Leyland Finance Ltd (27-Mar-2025)                                               | CARE AA-                                                  | Hinduja                                             | 1,000    | 9,187.19                       | 5.45               | 27-Mar-2025      | -                                                                                           | -                                                                               |
| INE922K07039                         | 0.00% India Shelter Finance Corporation Ltd (02-May-2025)                                      | ICRA A                                                    | India Shelter                                       | 150      | 1,746.04                       | 1.04               | 02-May-2025      | Put and Call                                                                                | 04-May-2021                                                                     |
| INE852007089                         | 10.00% Aptus Value Housing Finance India Ltd (20-Jul-2025)                                     | ICRA A+                                                   | Aptus                                               | 4,000    | 3,906.46                       | 2.32               | 20-Jul-2025      | Interest rate reset <sup>\$\$\$</sup>                                                       | 20-Jul-2023                                                                     |
| INE003S07189                         | 9.45% Renew Power Ltd (31-Jul-2025) !!!                                                        | CARE A+                                                   | Renew                                               | 50       | 463.34                         | 0.27               | 31-Jul-2025      | Put and Call                                                                                | 31-Jul-2023                                                                     |
| INE540P07343                         | 10.15% Uttar Pradesh Power Corporation Ltd (20-Jan-2027)                                       | CRISIL A+(CE)                                             | UP Power Corporation                                | 350      | 3,141.79                       | 1.86               | 20-Jan-2027      | -                                                                                           | -                                                                               |
| INE641O08035                         | 9.55% Piramal Capital & Housing Finance Ltd (08-Mar-2027)                                      | CARE AA                                                   | Ajay Piramal                                        | 2,797    | 22,773.93                      | 13.52              | 08-Mar-2027      | -                                                                                           | -                                                                               |
| INE503A08044                         | 9.85% DCB Bank Ltd (12-Jan-2028)                                                               | CRISIL AA-                                                | DCB                                                 | 12,100   | 11,877.51                      | 7.05               | 12-Jan-2028      | -                                                                                           | -                                                                               |
| INE540P07350                         | 10.15% Uttar Pradesh Power Corporation Ltd (20-Jan-2028)                                       | CRISIL A+(CE)                                             | UP Power Corporation                                | 646      | 5,699.42                       | 3.38               | 20-Jan-2028      | -                                                                                           | -                                                                               |
| INE01E708057                         | 10.32% Andhra Pradesh Capital Region Development Authority (16-Aug-2028)                       | CRISIL A+(CE)                                             | Andhra Pradesh Capital Region Development Authority | 5,858    | 11,263.11                      | 6.68               | 16-Aug-2028      | -                                                                                           | -                                                                               |
| INE295J08022                         | 9.90% Coastal Gujarat Power Ltd (25-Aug-2028)                                                  | CARE AA(CE)                                               | Tata                                                | 1,910    | 18,808.46                      | 11.16              | 25-Aug-2028      | -                                                                                           | -                                                                               |
| INE598K07029                         | 9.00% Pune Solapur Expressways Pvt Ltd (31-Mar-2029) !!!                                       | ICRA A                                                    | Tata                                                | 3,559    | 3,434.83                       | 2.04               | 31-Mar-2029      | Interest rate reset <sup>\$\$\$</sup>                                                       | 30-Sep-2020                                                                     |
| INE598K07011                         | 9.00% Pune Solapur Expressways Pvt Ltd (31-Mar-2029) !!!                                       | ICRA A                                                    | Tata                                                | 3,473    | 3,351.83                       | 1.99               | 31-Mar-2029      | Interest rate reset <sup>\$\$\$</sup>                                                       | 30-Sep-2020                                                                     |
| <b>Total</b>                         |                                                                                                |                                                           |                                                     |          | <b>225,272.81</b>              | <b>133.70</b>      |                  |                                                                                             |                                                                                 |
| <b>Call, Cash &amp; Other Assets</b> |                                                                                                |                                                           |                                                     |          | <b>(56,782.61)</b>             | <b>(33.70)</b>     |                  |                                                                                             |                                                                                 |
| <b>Net Assets</b>                    |                                                                                                |                                                           |                                                     |          | <b>168,490.20</b>              | <b>100.00</b>      |                  |                                                                                             |                                                                                 |

SBI - State Bank of India

MCLR - Marginal Cost-Based Lending Rate

Call, Cash & Other Assets is net of interest receivable on securities, investment in overnight call money market, borrowing payable, expenses payable etc.

^ ^ Securities are fair valued

\$\$\$ These instruments have interest rate reset with no floor and no cap on the interest rate. For maturity profile/ cash flow projections, interest rate reset date is considered as the maturity date.

!!! These instruments are Unlisted. Total exposure as on June 15, 2020 is 37.62%

\*\*\* These instruments have interest rate reset with a floor and a cap on the interest rate. Independent valuation agencies typically value these instruments at the nearest interest rate reset date and accordingly the Macaulay Duration of the fund is computed. Further, there is a possibility of redemption of bond (as per the terms of the issuance) in case of non-acceptance of interest rate and hence the independent valuation agencies consider the interest rate reset date as the maturity date. Accordingly, the Macaulay Duration of these securities measures the interest rate risk upto the interest rate reset date which is reflected in Macaulay Duration of the fund. In the Maturity profile/ cash flow projections, we have assumed that the instruments with a floor and a cap on interest rate will continue till maturity given the current market conditions.

**Details of securities matured/ sold/ prepaid during the period May 30, 2020 to June 15, 2020 NIL**

**Amounts received during the period April 24, 2020 to May 29, 2020 on maturities/ sale/ prepayment. NIL**

### Group wise exposure as on June 15, 2020

| Group                                               | Market Value<br>(Rs. in Lakhs) | % to Net Assets |
|-----------------------------------------------------|--------------------------------|-----------------|
| Tata                                                | 27,963.29                      | 16.60%          |
| Ajay Piramal                                        | 24,691.90                      | 14.65%          |
| Future                                              | 18,660.00                      | 11.07%          |
| Shriram Transport                                   | 18,313.73                      | 10.87%          |
| UP Power Corporation                                | 17,520.16                      | 10.40%          |
| Hinduja                                             | 12,506.88                      | 7.42%           |
| DCB                                                 | 11,877.51                      | 7.05%           |
| Vedanta                                             | 11,478.49                      | 6.81%           |
| Renew                                               | 11,473.82                      | 6.81%           |
| Andhra Pradesh Capital Region Development Authority | 11,263.11                      | 6.68%           |
| Shapoorji Pallonji                                  | 9,956.28                       | 5.91%           |
| Sadbhav                                             | 8,826.16                       | 5.24%           |
| Edelweiss Capital                                   | 7,668.69                       | 4.55%           |
| JM Financial                                        | 6,981.32                       | 4.14%           |
| Aptus                                               | 5,865.07                       | 3.48%           |
| Multiples PE                                        | 5,809.15                       | 3.45%           |
| Five Star Business Finance                          | 4,991.17                       | 2.96%           |
| Starhealth                                          | 3,585.13                       | 2.13%           |
| A V Birla                                           | 2,889.83                       | 1.72%           |
| India Shelter                                       | 1,746.04                       | 1.04%           |
| Kedara Capital                                      | 1,009.04                       | 0.60%           |
| Reliance - ADAG                                     | 196.06                         | 0.12%           |
| Call, Cash & Other Assets                           | -56,782.61                     | -33.70%         |
| <b>Grand Total</b>                                  | <b>168,490.20</b>              | <b>100.00%</b>  |

@@@ The scheme, on the request of Future group, has extended a moratorium with respect to the below NCDs issued. The updated maturity dates are as given below. The same has also been factored in the maturity profile/cashflow projections accordingly. For a few securities, new ISIN numbers has been assigned effective June 11, 2020 and the old ISIN number has been tabulated below.

| ISIN Number  | Name of the Instrument                             | Group  | Revised maturity date | Previous maturity date | Old ISIN Number |
|--------------|----------------------------------------------------|--------|-----------------------|------------------------|-----------------|
| INE971Z07059 | 11.75% Rivaaz Trade Ventures Pvt Ltd (30-Jun-2023) | Future | 30-Jun-2023           | 30-Mar-2023            |                 |
| INE946S07148 | 13.30% Nufuture Digital (India) Ltd (31-Dec-2023)  | Future | 31-Dec-2023           | 30-Sep-2023            |                 |
| INE080T07128 | 13.90% Future Ideas Co Ltd (31-Dec-2023)           | Future | 31-Dec-2023           | 30-Sep-2023            | INE080T07078    |

### Franklin India Income Opportunities Fund-Segregated Portfolio 1 - 8.25% Vodafone Idea Ltd (10-Jul-2020)

Portfolio Statement as on June 15, 2020

| ISIN Number                          | Name of the Instrument<br>(Refer Annexure 1 for changes in coupon rate) | Rating<br>(Refer Annexure 2 for changes in ratings) | Group     | Quantity | Market Value<br>(Rs. in Lakhs) | % to Net Assets | Maturity Date | Put Option /<br>Put and Call<br>Option | Put Option Date/<br>Put and Call<br>Option date |
|--------------------------------------|-------------------------------------------------------------------------|-----------------------------------------------------|-----------|----------|--------------------------------|-----------------|---------------|----------------------------------------|-------------------------------------------------|
| INE713G08046                         | 8.25% Vodafone Idea Ltd (10-Jul-2020) ^ ^ !!!                           | CRISIL B+                                           | A V Birla | 470      | 0.00                           | 100.00          | 10-Jul-2020   | -                                      | -                                               |
| <b>Sub Total</b>                     |                                                                         |                                                     |           |          | <b>0.00</b>                    | <b>100.00</b>   |               |                                        |                                                 |
| <b>Total</b>                         |                                                                         |                                                     |           |          | <b>0.00</b>                    | <b>100.00</b>   |               |                                        |                                                 |
| <b>Call, Cash &amp; Other Assets</b> |                                                                         |                                                     |           |          | <b>0.00</b>                    | <b>-</b>        |               |                                        |                                                 |
| <b>Net Assets</b>                    |                                                                         |                                                     |           |          | <b>0.00</b>                    | <b>100.00</b>   |               |                                        |                                                 |

^ ^ Securities are fair valued

!!! These instruments are Unlisted

### Franklin India Income Opportunities Fund-Segregated Portfolio 2 - 10.90% Vodafone Idea Ltd (02-Sep-2023) P/C 03 Sep 2021

Portfolio Statement as on June 15, 2020

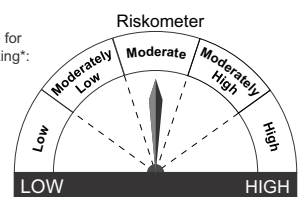
| ISIN Number                          | Name of the Instrument<br>(Refer Annexure 1 for changes in coupon rate) | Rating<br>(Refer Annexure 2 for changes in ratings) | Group     | Quantity | Market Value<br>(Rs. in Lakhs) | % to Net Assets | Maturity Date | Put Option /<br>Put and Call<br>Option | Put Option Date/<br>Put and Call<br>Option date |
|--------------------------------------|-------------------------------------------------------------------------|-----------------------------------------------------|-----------|----------|--------------------------------|-----------------|---------------|----------------------------------------|-------------------------------------------------|
| INE669E08318                         | 10.90% Vodafone Idea Ltd (02-Sep-2023) ^ ^                              | CARE BB-                                            | A V Birla | 1,450    | 0.00                           | 100.00          | 02-Sep-2023   | Put and Call                           | 03-Sep-2021                                     |
| <b>Sub Total</b>                     |                                                                         |                                                     |           |          | <b>0.00</b>                    | <b>100.00</b>   |               |                                        |                                                 |
| <b>Total</b>                         |                                                                         |                                                     |           |          | <b>0.00</b>                    | <b>100.00</b>   |               |                                        |                                                 |
| <b>Call, Cash &amp; Other Assets</b> |                                                                         |                                                     |           |          | <b>0.00</b>                    | <b>-</b>        |               |                                        |                                                 |
| <b>Net Assets</b>                    |                                                                         |                                                     |           |          | <b>0.00</b>                    | <b>100.00</b>   |               |                                        |                                                 |

^ ^ Securities are fair valued

### Product Label

This product is suitable for investors who are seeking\*:

- Medium term capital appreciation with current income
- A fund that focuses on high accrual securities



Investors understand that their principal will be at Moderate risk

\*Investors should consult their financial advisers if in doubt about whether the product is suitable for them.

All investments in debt funds are subject to various types of risks including credit risk, interest rate risk, liquidity risk etc. Some fixed income schemes may have a higher concentration to securities rated below AA and therefore may be exposed to relatively higher risk of downgrade or default and the associated volatility in prices which could impact NAV of the scheme. Credit rating issued by SEBI registered entities is an opinion of the rating agency and should not be considered as an assurance of repayment by issuer. There is no assurance or guarantee of principal or returns in any of the mutual fund scheme.



# Portfolio Holding

## Franklin India Credit Risk Fund (Number of Segregated Portfolios - 3) - (under winding up) (Erstwhile Franklin India Corporate Bond Opportunities Fund)

FICRF

Portfolio Statement as on June 15, 2020

### MAIN PORTFOLIO

| ISIN Number                                                              | Name of the Instrument<br>(Refer Annexure 1 for changes in coupon rate)                         | Rating<br>(Refer Annexure 2 for changes in ratings) | Group                                               | Quantity | Market Value<br>(Rs. in Lakhs) | % to Net<br>Assets | Maturity<br>Date | Put Option / Put<br>and Call Option /<br>Interest rate<br>reset with no<br>floor and no cap | Put Option<br>Date/ Put and<br>Call Option date/<br>Interest rate<br>reset date |
|--------------------------------------------------------------------------|-------------------------------------------------------------------------------------------------|-----------------------------------------------------|-----------------------------------------------------|----------|--------------------------------|--------------------|------------------|---------------------------------------------------------------------------------------------|---------------------------------------------------------------------------------|
| INE03VJ07017                                                             | 11.25% Aadarshini Real Estate Developers Pvt Ltd (29-Jul-2020) !!!                              | ICRA A+(CE)                                         | DLF                                                 | 30       | 15,049.71                      | 4.44               | 29-Jul-2020      | -                                                                                           | -                                                                               |
| INE840S07093                                                             | 12.15% Rivaaz Trade Ventures Pvt Ltd (11-Aug-2020) @@@ !!!                                      | CARE BBB+(CE)                                       | Future                                              | 422      | 981.25                         | 0.29               | 11-Aug-2020      | -                                                                                           | -                                                                               |
| INE205A07030                                                             | 9.45% Vedanta Ltd (17-Aug-2020)                                                                 | CRISIL AA                                           | Vedanta                                             | 1,100    | 10,942.46                      | 3.23               | 17-Aug-2020      | -                                                                                           | -                                                                               |
| INE946S07098                                                             | 12.65% Nufuture Digital (India) Ltd (02-Sep-2020) @@@ !!!                                       | BWR BBB+(CE)                                        | Future                                              | 320      | 800.00                         | 0.24               | 02-Sep-2020      | -                                                                                           | -                                                                               |
| INE080T07086                                                             | 13.25% Future Ideas Co Ltd (30-Sep-2020) @@@ !!!                                                | BWR BBB+(CE)                                        | Future                                              | 370      | 1,387.50                       | 0.41               | 30-Sep-2020      | -                                                                                           | -                                                                               |
| INE155A08225                                                             | 9.73% Tata Motors Ltd (01-Oct-2020)                                                             | CARE AA-                                            | Tata                                                | 50       | 503.16                         | 0.15               | 01-Oct-2020      | -                                                                                           | -                                                                               |
| INE333T07063                                                             | 11.49% Reliance Big Pvt Ltd Series III (14-Jan-2021) ^ ^ !!!                                    | BWR D                                               | Reliance - ADAG                                     | 855      | 276.17                         | 0.08               | 14-Jan-2021      | Put and Call                                                                                | 14-Sep-2020                                                                     |
| INE333T07055                                                             | 11.49% Reliance Big Pvt Ltd Series II (14-Jan-2021) ^ ^ !!!                                     | BWR D                                               | Reliance - ADAG                                     | 641      | 207.04                         | 0.06               | 14-Jan-2021      | Put and Call                                                                                | 14-Sep-2020                                                                     |
| INE428K07011                                                             | 11.49% Reliance Infrastructure Consulting & Engineers Pvt Ltd (15-Jan-2021) ^ ^ !!!             | BWR D                                               | Reliance - ADAG                                     | 979      | 319.45                         | 0.09               | 15-Jan-2021      | -                                                                                           | -                                                                               |
| INE001A07009                                                             | 8.75% Housing Development Finance Corporation Ltd (04-Mar-2021)                                 | CRISIL AAA                                          | HDFC                                                | 3        | 307.20                         | 0.09               | 04-Mar-2021      | -                                                                                           | -                                                                               |
| INE01HV07015                                                             | 12.00% Virviti Capital Pvt Ltd (19-Mar-2021)                                                    | ICRA A-                                             | Creation Investments                                | 400      | 3,993.04                       | 1.18               | 19-Mar-2021      | -                                                                                           | -                                                                               |
| INE205A07139                                                             | 8.50% Vedanta Ltd (05-Apr-2021)                                                                 | CRISIL AA                                           | Vedanta                                             | 300      | 2,842.22                       | 0.84               | 05-Apr-2021      | -                                                                                           | -                                                                               |
| INE945W07035                                                             | 10.25% Incred Financial Services Pvt Ltd (26-Apr-2021)                                          | CARE A                                              | Incred                                              | 450      | 4,477.68                       | 1.32               | 26-Apr-2021      | -                                                                                           | -                                                                               |
| INE1460O0806                                                             | 11.50% Hinduja Leyland Finance Ltd (31-May-2021)                                                | ICRA AA-                                            | Hinduja                                             | 90       | 900.03                         | 0.27               | 31-May-2021      | -                                                                                           | -                                                                               |
| INE245A08034                                                             | 11.40% Tata Power Co Ltd (02-Jun-2021)                                                          | CARE AA                                             | Tata                                                | 40       | 407.27                         | 0.12               | 02-Jun-2021      | -                                                                                           | -                                                                               |
| INE124N07168                                                             | 10.9007% Ess Kay Fincorp Ltd (11-Jun-2021) ****                                                 | BWR A                                               | Esskay                                              | 250      | 2,489.37                       | 0.73               | 11-Jun-2021      | Put                                                                                         | 29-May-2020                                                                     |
| INE1460O0804                                                             | 11.30% Hinduja Leyland Finance Ltd (21-Jul-2021)                                                | ICRA AA-                                            | Hinduja                                             | 270      | 2,686.65                       | 0.79               | 21-Jul-2021      | -                                                                                           | -                                                                               |
| INE027E07709                                                             | 8.9492% L&T Finance Ltd (16-Aug-2021)                                                           | CARE AAA                                            | L&T                                                 | 74       | 755.70                         | 0.22               | 16-Aug-2021      | -                                                                                           | -                                                                               |
| INE540P07202                                                             | 9.75% Uttar Pradesh Power Corporation Ltd (20-Oct-2021)                                         | CRISIL A+(CE)                                       | UP Power Corporation                                | 350      | 3,459.21                       | 1.02               | 20-Oct-2021      | -                                                                                           | -                                                                               |
| INE657N07605                                                             | Edelweiss Rural & Corporate Services Ltd (1Y SBI MCLR + 250 Bps) (29-Nov-2021) - Series II **** | CRISIL AA-                                          | Edelweiss Capital                                   | 550      | 5,407.41                       | 1.60               | 29-Nov-2021      | -                                                                                           | -                                                                               |
| INE540P07293                                                             | 10.15% Uttar Pradesh Power Corporation Ltd (20-Jan-2022)                                        | CRISIL A+(CE)                                       | UP Power Corporation                                | 351      | 3,458.06                       | 1.02               | 20-Jan-2022      | -                                                                                           | -                                                                               |
| INE265J07357                                                             | 12.40% JM Financial Asset Reconstruction Co Ltd (02-Feb-2022)                                   | ICRA AA-                                            | JM Financial                                        | 620      | 6,183.45                       | 1.83               | 02-Feb-2022      | -                                                                                           | -                                                                               |
| INE615S07065                                                             | 12.55% Sterlite Power Grid Ventures Ltd (28-Mar-2022)                                           | IND A                                               | Vedanta                                             | 750      | 7,580.73                       | 2.24               | 28-Mar-2022      | Interest rate reset <sup>sss</sup>                                                          | 26-Mar-2021                                                                     |
| INE1460O0802                                                             | 11.10% Hinduja Leyland Finance Ltd (08-Apr-2022)                                                | CARE AA-                                            | Hinduja                                             | 150      | 1,482.30                       | 0.44               | 08-Apr-2022      | -                                                                                           | -                                                                               |
| INE516Y07105                                                             | 9.50% Piramal Capital & Housing Finance Ltd (15-Apr-2022)                                       | CARE AA                                             | Ajay Piramal                                        | 2,125    | 16,302.71                      | 4.81               | 15-Apr-2022      | -                                                                                           | -                                                                               |
| INE128S07374                                                             | 12.64% Five-Star Business Finance Ltd (16-Apr-2022)                                             | ICRA A                                              | Five Star Business Finance                          | 100      | 1,001.72                       | 0.30               | 16-Apr-2022      | Put and Call                                                                                | 29-Apr-2021                                                                     |
| INE128S07390                                                             | 12.64% Five-Star Business Finance Ltd (28-May-2022)                                             | ICRA A                                              | Five Star Business Finance                          | 190      | 1,898.37                       | 0.56               | 28-May-2022      | Put and Call                                                                                | 24-May-2021                                                                     |
| INE660N07054                                                             | 11.50% S. D. Corporation Pvt Ltd (03-Jun-2022) !!!                                              | CARE AA(CE)                                         | Shapoorji Pallonji                                  | 1,250    | 12,469.99                      | 3.68               | 03-Jun-2022      | -                                                                                           | -                                                                               |
| INE660N07062                                                             | 11.50% S. D. Corporation Pvt Ltd (03-Jun-2022) !!!                                              | CARE AA(CE)                                         | Shapoorji Pallonji                                  | 550      | 5,475.95                       | 1.62               | 03-Jun-2022      | -                                                                                           | -                                                                               |
| INE128S07408                                                             | 12.64% Five-Star Business Finance Ltd (28-Jun-2022)                                             | ICRA A                                              | Five Star Business Finance                          | 600      | 5,989.40                       | 1.77               | 28-Jun-2022      | Put and Call                                                                                | 18-Jun-2021                                                                     |
| INE265J07373                                                             | 12.50% JM Financial Asset Reconstruction Co Ltd (02-Aug-2022)                                   | ICRA AA-                                            | JM Financial                                        | 500      | 4,954.29                       | 1.46               | 02-Aug-2022      | -                                                                                           | -                                                                               |
| INE245A08042                                                             | 10.75% The Tata Power Co Ltd (21-Aug-2022)                                                      | CRISIL AA-                                          | Tata                                                | 310      | 3,134.54                       | 0.93               | 21-Aug-2022      | -                                                                                           | -                                                                               |
| INE540P07210                                                             | 9.75% Uttar Pradesh Power Corporation Ltd (20-Oct-2022)                                         | CRISIL A+(CE)                                       | UP Power Corporation                                | 550      | 5,329.03                       | 1.57               | 20-Oct-2022      | -                                                                                           | -                                                                               |
| INE139S07017                                                             | 12.41% Renew Solar Power Pvt Ltd (01-Nov-2022) !!!                                              | CARE A+(CE)                                         | Renew                                               | 200      | 1,988.73                       | 0.59               | 01-Nov-2022      | -                                                                                           | -                                                                               |
| INE946S07130                                                             | 13.30% Nufuture Digital (India) Ltd (31-Dec-2022) @@@ !!!                                       | BWR BBB+(CE)                                        | Future                                              | 750      | 5,625.00                       | 1.66               | 31-Dec-2022      | -                                                                                           | -                                                                               |
| INE971Z07091                                                             | 12.50% Rivaaz Trade Ventures Pvt Ltd (30-Dec-2022) @@@ !!!                                      | BWR A-(CE)                                          | Future                                              | 150      | 1,125.00                       | 0.33               | 30-Dec-2022      | -                                                                                           | -                                                                               |
| INE540P07301                                                             | 10.15% Uttar Pradesh Power Corporation Ltd (20-Jan-2023)                                        | CRISIL A+(CE)                                       | UP Power Corporation                                | 606      | 5,879.89                       | 1.74               | 20-Jan-2023      | -                                                                                           | -                                                                               |
| INE128S07325                                                             | 10.21% Five-Star Business Finance Ltd (28-Mar-2023)                                             | CARE A                                              | Five Star Business Finance                          | 650      | 6,397.69                       | 1.89               | 28-Mar-2023      | Put and Call                                                                                | 28-Jan-2021                                                                     |
| INE128S07341                                                             | 10.21% Five-Star Business Finance Ltd (28-Mar-2023)                                             | CARE A                                              | Five Star Business Finance                          | 650      | 6,319.84                       | 1.87               | 28-Mar-2023      | Put and Call                                                                                | 28-May-2021                                                                     |
| INE128S07333                                                             | 10.21% Five-Star Business Finance Ltd (28-Mar-2023)                                             | CARE A                                              | Five Star Business Finance                          | 260      | 2,551.72                       | 0.75               | 28-Mar-2023      | Put and Call                                                                                | 28-Mar-2021                                                                     |
| INE659X07014                                                             | 9.95% Moolagavalli Renewable Pvt Ltd (31-Mar-2023) !!!                                          | CARE A+(CE)                                         | Renew                                               | 580      | 5,318.65                       | 1.57               | 31-Mar-2023      | -                                                                                           | -                                                                               |
| INE209W07028                                                             | 9.95% Narmada Wind Energy Pvt Ltd (31-Mar-2023) !!!                                             | CARE A+(CE)                                         | Renew                                               | 130      | 1,168.19                       | 0.34               | 31-Mar-2023      | -                                                                                           | -                                                                               |
| INE764L07173                                                             | 0.00% Sadbhav Infrastructure Project Ltd (23-Apr-2023)                                          | CARE A-(CE)                                         | Sadbhav                                             | 510      | 6,299.07                       | 1.86               | 23-Apr-2023      | Put and Call                                                                                | 23-Apr-2021                                                                     |
| INE016P07120                                                             | 10.50% Vistara Financial Services Pvt Ltd (22-Jun-2023)                                         | ICRA A-                                             | Vistara                                             | 650      | 6,457.68                       | 1.91               | 22-Jun-2023      | Put and Call                                                                                | 22-Jun-2021                                                                     |
| INE01EA07016                                                             | 11.90% Rishanth Wholesale Trading Pvt Ltd (20-Oct-2023) !!!                                     | IND A                                               | Kedara Capital                                      | 230      | 23,207.90                      | 6.85               | 20-Oct-2023      | -                                                                                           | -                                                                               |
| INE540P07319                                                             | 10.15% Uttar Pradesh Power Corporation Ltd (19-Jan-2024)                                        | CRISIL A+(CE)                                       | UP Power Corporation                                | 176      | 1,674.63                       | 0.49               | 19-Jan-2024      | -                                                                                           | -                                                                               |
| INE721A08DC8                                                             | 10.25% Shriram Transport Finance Co Ltd (26-Apr-2024)                                           | CRISIL AA+                                          | Shriram Transport                                   | 3,930    | 34,515.50                      | 10.19              | 26-Apr-2024      | -                                                                                           | -                                                                               |
| INE721A08DF1                                                             | 9.90% Shriram Transport Finance Co Ltd (21-Jun-2024)                                            | CRISIL AA+                                          | Shriram Transport                                   | 1,000    | 8,302.28                       | 2.45               | 21-Jun-2024      | -                                                                                           | -                                                                               |
| INE016P07138                                                             | 10.50% Vistara Financial Services Pvt Ltd (23-Jul-2024)                                         | ICRA A-                                             | Vistara                                             | 650      | 6,373.37                       | 1.88               | 23-Jul-2024      | Put and Call                                                                                | 23-Jul-2022                                                                     |
| INE1460O0810                                                             | 9.40% Hinduja Leyland Finance Ltd (28-Aug-2024)                                                 | CARE AA-                                            | Hinduja                                             | 550      | 4,976.35                       | 1.47               | 28-Aug-2024      | -                                                                                           | -                                                                               |
| INE575P08016                                                             | 10.25% Star Health & Allied Insurance Co Ltd (06-Sep-2024) !!!                                  | IND A+                                              | Starhealth                                          | 50       | 484.48                         | 0.14               | 06-Sep-2024      | -                                                                                           | -                                                                               |
| INE1460O08118                                                            | 9.20% Hinduja Leyland Finance Ltd (13-Sep-2024)                                                 | CARE AA-                                            | Hinduja                                             | 850      | 7,611.95                       | 2.25               | 13-Sep-2024      | -                                                                                           | -                                                                               |
| INE1460O08159                                                            | 11.60% Hinduja Leyland Finance Ltd (29-Sep-2024)                                                | CARE AA-                                            | Hinduja                                             | 250      | 2,428.77                       | 0.72               | 29-Sep-2024      | -                                                                                           | -                                                                               |
| INE575P08024                                                             | 10.20% Star Health & Allied Insurance Co Ltd (31-Oct-2024) !!!                                  | IND A+                                              | Starhealth                                          | 110      | 1,063.26                       | 0.31               | 31-Oct-2024      | -                                                                                           | -                                                                               |
| INE852007048                                                             | 10.00% Aptus Value Housing Finance India Ltd (26-Dec-2024)                                      | ICRA A+                                             | Aptus                                               | 5,500    | 5,415.77                       | 1.60               | 26-Dec-2024      | Interest rate reset <sup>sss</sup>                                                          | 26-Dec-2022                                                                     |
| INE540P07327                                                             | 10.15% Uttar Pradesh Power Corporation Ltd (20-Jan-2025)                                        | CRISIL A+(CE)                                       | UP Power Corporation                                | 176      | 1,647.45                       | 0.49               | 20-Jan-2025      | -                                                                                           | -                                                                               |
| INE852007055                                                             | 10.00% Aptus Value Housing Finance India Ltd (24-Jan-2025)                                      | ICRA A+                                             | Aptus                                               | 2,000    | 1,959.78                       | 0.58               | 24-Jan-2025      | Interest rate reset <sup>sss</sup>                                                          | 25-Jan-2023                                                                     |
| INE922K07039                                                             | 0.00% India Shelter Finance Corporation Ltd (02-May-2025)                                       | ICRA A                                              | India Shelter                                       | 350      | 4,074.10                       | 1.20               | 02-May-2025      | Put and Call                                                                                | 04-May-2021                                                                     |
| INE852007071                                                             | 10.00% Aptus Value Housing Finance India Ltd (20-Jun-2025)                                      | ICRA A+                                             | Aptus                                               | 5,000    | 4,885.79                       | 1.44               | 20-Jun-2025      | Interest rate reset <sup>sss</sup>                                                          | 20-Jun-2023                                                                     |
| INE003S07189                                                             | 9.45% Renew Power Ltd (31-Jul-2025) !!!                                                         | CARE A+                                             | Renew                                               | 200      | 1,853.35                       | 0.55               | 31-Jul-2025      | Put and Call                                                                                | 31-Jul-2023                                                                     |
| INE540P07335                                                             | 10.15% Uttar Pradesh Power Corporation Ltd (20-Jan-2026)                                        | CRISIL A+(CE)                                       | UP Power Corporation                                | 306      | 2,788.64                       | 0.82               | 20-Jan-2026      | -                                                                                           | -                                                                               |
| INE01E708032                                                             | 10.32% Andhra Pradesh Capital Region Development Authority (16-Aug-2026)                        | CRISIL A+(CE)                                       | Andhra Pradesh Capital Region Development Authority | 10,140   | 19,787.38                      | 5.84               | 16-Aug-2026      | -                                                                                           | -                                                                               |
| INE540P07343                                                             | 10.15% Uttar Pradesh Power Corporation Ltd (20-Jan-2027)                                        | CRISIL A+(CE)                                       | UP Power Corporation                                | 648      | 5,816.79                       | 1.72               | 20-Jan-2027      | -                                                                                           | -                                                                               |
| INE641O08035                                                             | 9.55% Piramal Capital & Housing Finance Ltd (08-Mar-2027)                                       | CARE AA                                             | Ajay Piramal                                        | 95       | 773.52                         | 0.23               | 08-Mar-2027      | -                                                                                           | -                                                                               |
| INE657N07381                                                             | 8.70% Edelweiss Rural & Corporate Services Ltd (30-Jun-2027)                                    | ICRA A+                                             | Edelweiss Capital                                   | 550      | 5,482.63                       | 1.62               | 30-Jun-2027      | Interest rate reset <sup>sss</sup>                                                          | 30-Jun-2020                                                                     |
| INE616U07036                                                             | 8.70% Edelweiss Rural & Corporate Services Ltd (30-Jun-2027)                                    | ICRA A+                                             | Edelweiss Capital                                   | 380      | 3,787.00                       | 1.12               | 30-Jun-2027      | Interest rate reset <sup>sss</sup>                                                          | 30-Jun-2020                                                                     |
| INE01E708040                                                             | 10.32% Andhra Pradesh Capital Region Development Authority (16-Aug-2027)                        | CRISIL A+(CE)                                       | Andhra Pradesh Capital Region Development Authority | 5,580    | 10,827.78                      | 3.20               | 16-Aug-2027      | -                                                                                           | -                                                                               |
| INE503A08044                                                             | 9.85% DCB Bank Ltd (12-Jan-2028)                                                                | CRISIL AA-                                          | DCB                                                 | 400      | 392.64                         | 0.12               | 12-Jan-2028      | -                                                                                           | -                                                                               |
| INE540P07350                                                             | 10.15% Uttar Pradesh Power Corporation Ltd (20-Jan-2028)                                        | CRISIL A+(CE)                                       | UP Power Corporation                                | 352      | 3,105.57                       | 0.92               | 20-Jan-2028      | -                                                                                           | -                                                                               |
| INE295J08022                                                             | 9.90% Coastal Gujarat Power Ltd (25-Aug-2028)                                                   | CARE AA(CE)                                         | Tata                                                | 1,150    | 11,324.46                      | 3.34               | 25-Aug-2028      | -                                                                                           | -                                                                               |
| INE4580O7036                                                             | 9.41% Renew W/ind Energy Delhi Pvt Ltd (30-Sep-2030) !!!                                        | CARE A+(SO)                                         | Renew                                               | 1,000    | 7,867.02                       | 2.32               | 30-Sep-2030      | Put and Call                                                                                | 18-Aug-2022                                                                     |
| <b>Sub Total</b>                                                         |                                                                                                 |                                                     |                                                     |          | <b>365,012.69</b>              | <b>107.74</b>      |                  |                                                                                             |                                                                                 |
| <b>Net receivable (Essel Infracore Ltd. matured on May 22, 2020) ~~~</b> |                                                                                                 |                                                     |                                                     |          | <b>1,552.28</b>                | <b>0.46</b>        |                  |                                                                                             |                                                                                 |
| <b>Total Call, Cash &amp; Other Assets</b>                               |                                                                                                 |                                                     |                                                     |          | <b>366,564.97</b>              | <b>108.20</b>      |                  |                                                                                             |                                                                                 |
| <b>Net Assets</b>                                                        |                                                                                                 |                                                     |                                                     |          | <b>338,784.50</b>              | <b>100.00</b>      |                  |                                                                                             |                                                                                 |

SBI - State Bank of India

MCLR - Marginal Cost-Based Lending Rate

# Portfolio Holding

## Franklin India Credit Risk Fund (Number of Segregated Portfolios - 3) - (under winding up) (Erstwhile Franklin India Corporate Bond Opportunities Fund)

# FICRF

Call, Cash & Other Assets is net of interest receivable on securities, investment in overnight call money market, borrowing payable, expenses payable etc.

~ ~ ~ The amount of INR 1,552.28 lacs represents the fair valuation at which securities were valued. This amount only reflects the realizable value basis the current share cover and does not indicate any reduction or write-off of the amount repayable by EIL. For more details kindly refer to the [note](#) on our website.

^ ^ Securities are fair valued

\$\$\$ These instruments have interest rate reset with no floor and no cap on the interest rate. For maturity profile/ cash flow projections, interest rate reset date is considered as the maturity date.

!!! These instruments are Unlisted. Total exposure as on June 15, 2020 is 25.58%

\*\*\* These instruments have interest rate reset with a floor and a cap on the interest rate. Independent valuation agencies typically value these instruments at the nearest interest rate reset date and accordingly the Macaulay Duration of the fund is computed. Further, there is a possibility of redemption of bond (as per the terms of the issuance) in case of non-acceptance of interest rate and hence the independent valuation agencies consider the interest rate reset date as the maturity date. Accordingly, the Macaulay Duration of these securities measures the interest rate risk upto the interest rate reset date which is reflected in Macaulay Duration of the fund. In the Maturity profile / cash flow projections, we have assumed that the instruments with a floor and a cap on interest rate will continue till maturity given the current market conditions.

## # Put option has been exercised for the below mentioned securities. As per the terms of issuance, the amount due pertaining to face value shall be paid as per the following schedule. The same has also been factored in the maturity profile/ cashflow projections accordingly.

| ISIN Number  | Security Name                              | Date      | Amount (Rs. in Lakhs) | % of Amount due |
|--------------|--------------------------------------------|-----------|-----------------------|-----------------|
| INE124N07168 | 10.9007% Ess Kay Fincorp Ltd (11-Jun-2021) | 30-Jun-20 | 1,666.67              | 66.67%          |
| INE124N07168 | 10.9007% Ess Kay Fincorp Ltd (11-Jun-2021) | 31-Jul-20 | 833.33                | 33.33%          |
| <b>Total</b> |                                            |           | <b>2,500.00</b>       |                 |

**Details of securities matured/ sold/ prepaid during the period May 30, 2020 to June 15, 2020 NIL**

**Amounts received during the period April 24, 2020 to May 29, 2020 on maturities/ sale/ prepayment - INR 34,500.00 Lacs.  
Please refer Annexure 3 for security level details on the amounts received**

The aforementioned proceeds were utilised for payment of borrowings/ interest/ expenses and provisions, if any.

### Group wise exposure as on June 15, 2020

| Group                                               | Market Value (Rs. in Lakhs) | % to Net Assets |
|-----------------------------------------------------|-----------------------------|-----------------|
| Shriram Transport                                   | 42,817.78                   | 12.64%          |
| UP Power Corporation                                | 33,159.28                   | 9.79%           |
| Andhra Pradesh Capital Region Development Authority | 30,615.16                   | 9.04%           |
| Ajay Piramal                                        | 17,076.23                   | 5.04%           |
| Five Star Business Finance                          | 24,158.74                   | 7.13%           |
| Kedara Capital                                      | 23,207.90                   | 6.85%           |
| Vedanta                                             | 21,365.41                   | 6.31%           |
| Hinduja                                             | 20,086.05                   | 5.93%           |
| Renew                                               | 18,195.94                   | 5.37%           |
| Shapoorji Pallonji                                  | 17,945.94                   | 5.30%           |
| Tata                                                | 15,369.43                   | 4.54%           |
| DLF                                                 | 15,049.71                   | 4.44%           |
| Edelweiss Capital                                   | 14,677.04                   | 4.33%           |
| Vistaar                                             | 12,831.05                   | 3.79%           |
| Aptus                                               | 12,261.34                   | 3.62%           |
| JM Financial                                        | 11,137.74                   | 3.29%           |
| Future                                              | 9,918.75                    | 2.93%           |
| Sadbhav                                             | 6,299.07                    | 1.86%           |
| Incred                                              | 4,477.68                    | 1.32%           |
| India Shelter                                       | 4,074.10                    | 1.20%           |
| Creation Investments                                | 3,993.04                    | 1.18%           |
| Esskay                                              | 2,489.37                    | 0.73%           |
| Starhealth                                          | 1,547.74                    | 0.46%           |
| Reliance - ADAG                                     | 802.66                      | 0.24%           |
| L&T                                                 | 755.70                      | 0.22%           |
| DCB                                                 | 392.64                      | 0.12%           |
| HDFC                                                | 307.20                      | 0.09%           |
| Call, Cash & Other Assets                           | -26,228.18                  | -7.74%          |
| <b>Grand Total</b>                                  | <b>338,784.50</b>           | <b>100.00%</b>  |

@@@ The scheme, on the request of Future group, has extended a moratorium with respect to the below NCDs issued. The updated maturity dates are as given below. The same has also been factored in the maturity profile/ cashflow projections accordingly. For a few securities, new ISIN numbers has been assigned effective June 11, 2020 and the old ISIN number has been tabulated below.

| ISIN Number  | Name of the Instrument                             | Group  | Revised maturity date | Previous maturity date | Old ISIN Number |
|--------------|----------------------------------------------------|--------|-----------------------|------------------------|-----------------|
| INE840S07093 | 12.15% Rivaaz Trade Ventures Pvt Ltd (11-Aug-2020) | Future | 11-Aug-2020           | 11-May-2020            |                 |
| INE946S07098 | 12.65% Nufuture Digital (India) Ltd (02-Sep-2020)  | Future | 02-Sep-2020           | 02-Jun-2020            |                 |
| INE080T07086 | 13.25% Future Ideas Co Ltd (30-Sep-2020)           | Future | 30-Sep-2020           | 30-Jun-2020            | INE080T07037    |
| INE946S07130 | 13.30% Nufuture Digital (India) Ltd (31-Dec-2022)  | Future | 31-Dec-2022           | 30-Sep-2022            |                 |
| INE971Z07091 | 12.50% Rivaaz Trade Ventures Pvt Ltd (30-Dec-2022) | Future | 30-Dec-2022           | 30-Sep-2022            |                 |

# Portfolio Holding

**Franklin India Credit Risk Fund (Number of Segregated Portfolios - 3) - (under winding up)**  
(Erstwhile Franklin India Corporate Bond Opportunities Fund)

**FICRF**

## Franklin India Credit Risk Fund-Segregated Portfolio 1 - 8.25% Vodafone Idea Ltd (10-Jul-2020)

Portfolio Statement as on June 15, 2020

| ISIN Number                          | Name of the Instrument<br>(Refer Annexure 1 for changes in coupon rate) | Rating<br>(Refer Annexure 2 for<br>changes in ratings) | Group     | Quantity | Market Value<br>(Rs. in Lakhs) | % to Net<br>Assets | Maturity<br>Date | Put Option /<br>Put and Call<br>Option | Put Option Date/<br>Put and Call<br>Option date |
|--------------------------------------|-------------------------------------------------------------------------|--------------------------------------------------------|-----------|----------|--------------------------------|--------------------|------------------|----------------------------------------|-------------------------------------------------|
| INE713G08046                         | 8.25% Vodafone Idea Ltd (10-Jul-2020) ^ ^ !!!                           | CRISIL B+                                              | A V Birla | 220      | 0.00                           | 100.00             | 10-Jul-2020      | -                                      | -                                               |
| <b>Sub Total</b>                     |                                                                         |                                                        |           |          | <b>0.00</b>                    | <b>100.00</b>      |                  |                                        |                                                 |
| <b>Total</b>                         |                                                                         |                                                        |           |          | <b>0.00</b>                    | <b>100.00</b>      |                  |                                        |                                                 |
| <b>Call, Cash &amp; Other Assets</b> |                                                                         |                                                        |           |          | <b>0.00</b>                    | <b>-</b>           |                  |                                        |                                                 |
| <b>Net Assets</b>                    |                                                                         |                                                        |           |          | <b>0.00</b>                    | <b>100.00</b>      |                  |                                        |                                                 |

^ ^ Securities are fair valued  
!!! These instruments are Unlisted

## Franklin India Credit Risk Fund-Segregated Portfolio 2 - 10.90% Vodafone Idea Ltd (02-Sep-2023) P/C 03 Sep 2021

Portfolio Statement as on June 15, 2020

| ISIN Number                          | Name of the Instrument<br>(Refer Annexure 1 for changes in coupon rate) | Rating<br>(Refer Annexure 2 for<br>changes in ratings) | Group     | Quantity | Market Value<br>(Rs. in Lakhs) | % to Net<br>Assets | Maturity<br>Date | Put Option /<br>Put and Call<br>Option | Put Option Date/<br>Put and Call<br>Option date |
|--------------------------------------|-------------------------------------------------------------------------|--------------------------------------------------------|-----------|----------|--------------------------------|--------------------|------------------|----------------------------------------|-------------------------------------------------|
| INE669E08318                         | 10.90% Vodafone Idea Ltd (02-Sep-2023) ^ ^ ^                            | CARE BB-                                               | A V Birla | 3,370    | 0.00                           | 100.00             | 23-Sep-2023      | Put and Call                           | 03-Sep-2021                                     |
| <b>Sub Total</b>                     |                                                                         |                                                        |           |          | <b>0.00</b>                    | <b>100.00</b>      |                  |                                        |                                                 |
| <b>Total</b>                         |                                                                         |                                                        |           |          | <b>0.00</b>                    | <b>100.00</b>      |                  |                                        |                                                 |
| <b>Call, Cash &amp; Other Assets</b> |                                                                         |                                                        |           |          | <b>0.00</b>                    | <b>-</b>           |                  |                                        |                                                 |
| <b>Net Assets</b>                    |                                                                         |                                                        |           |          | <b>0.00</b>                    | <b>100.00</b>      |                  |                                        |                                                 |

^ ^ Securities are fair valued

## Franklin India Credit Risk Fund - Segregated Portfolio 3 - 9.50% Yes Bank Ltd CO 23 Dec 2021

Portfolio Statement as on June 15, 2020

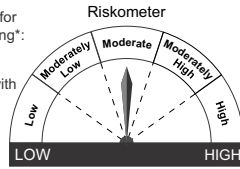
| ISIN Number                          | Name of the Instrument<br>(Refer Annexure 1 for changes in coupon rate) | Rating<br>(Refer Annexure 2 for<br>changes in ratings) | Group    | Quantity | Market Value<br>(Rs. in Lakhs) | % to Net<br>Assets | Maturity<br>Date | Put Option /<br>Put and Call<br>Option | Put Option Date/<br>Put and Call<br>Option date |
|--------------------------------------|-------------------------------------------------------------------------|--------------------------------------------------------|----------|----------|--------------------------------|--------------------|------------------|----------------------------------------|-------------------------------------------------|
| INE528G08352                         | 9.50% Yes Bank Ltd (23-Dec-2021)                                        | CARE D                                                 | Yes Bank | 1,695    | 0.00                           | 100.00             | 23-Dec-2021      | -                                      | -                                               |
| <b>Sub Total</b>                     |                                                                         |                                                        |          |          | <b>0.00</b>                    | <b>100.00</b>      |                  |                                        |                                                 |
| <b>Total</b>                         |                                                                         |                                                        |          |          | <b>0.00</b>                    | <b>100.00</b>      |                  |                                        |                                                 |
| <b>Call, Cash &amp; Other Assets</b> |                                                                         |                                                        |          |          | <b>0.00</b>                    | <b>-</b>           |                  |                                        |                                                 |
| <b>Net Assets</b>                    |                                                                         |                                                        |          |          | <b>0.00</b>                    | <b>100.00</b>      |                  |                                        |                                                 |

### Product Label

This product is suitable for investors who are seeking\*:

- Medium to long term capital appreciation with current income
- A bond fund focusing on AA and below rated corporate bonds (excluding AA+ rated corporate bonds).

\*Investors should consult their financial advisers if in doubt about whether the product is suitable for them.



Investors understand that their principal will be at Moderate risk

All investments in debt funds are subject to various types of risks including credit risk, interest rate risk, liquidity risk etc. Some fixed income schemes may have a higher concentration to securities rated below AA and therefore may be exposed to relatively higher risk of downgrade or default and the associated volatility in prices which could impact NAV of the scheme. Credit rating issued by SEBI registered entities is an opinion of the rating agency and should not be considered as an assurance of repayment by issuer. There is no assurance or guarantee of principal or returns in any of the mutual fund scheme.



**Mutual Fund investments are subject to market risks, read all scheme related documents carefully.**

Portfolio Statement as on June 15, 2020

### MAIN PORTFOLIO

| ISIN Number                                                               | Name of the Instrument<br>(Refer Annexure 1 for changes in coupon rate)                        | Rating<br>(Refer Annexure 2 for changes in ratings) | Group                                               | Quantity | Market Value<br>(Rs. in Lakhs) | % to Net<br>Assets | Maturity<br>Date | Put Option / Put<br>and Call Option /<br>Interest rate<br>reset with no<br>floor and no cap | Put Option<br>Date/ Put and<br>Call Option date/<br>Interest rate<br>reset date |
|---------------------------------------------------------------------------|------------------------------------------------------------------------------------------------|-----------------------------------------------------|-----------------------------------------------------|----------|--------------------------------|--------------------|------------------|---------------------------------------------------------------------------------------------|---------------------------------------------------------------------------------|
| INE03VJ07017                                                              | 11.25% Aadarshini Real Estate Developers Pvt Ltd (29-Jul-2020) !!!                             | ICRA A+(CE)                                         | DLF                                                 | 18       | 9,029.83                       | 3.64               | 29-Jul-2020      | -                                                                                           | -                                                                               |
| INE840S07093                                                              | 12.15% Rivaaz Trade Ventures Pvt Ltd (11-Aug-2020) *** !!!                                     | CARE BBB+(CE)                                       | Future                                              | 200      | 465.05                         | 0.19               | 11-Aug-2020      | -                                                                                           | -                                                                               |
| INE271C07178                                                              | 12.25% DLF Ltd Tranche II Series IV (11-Aug-2020)                                              | ICRA A+                                             | DLF                                                 | 8        | 4,025.61                       | 1.62               | 11-Aug-2020      | -                                                                                           | -                                                                               |
| INE271C07137                                                              | 12.25% DLF Ltd Series IV (11-Aug-2020)                                                         | ICRA A+                                             | DLF                                                 | 2        | 1,006.40                       | 0.41               | 11-Aug-2020      | -                                                                                           | -                                                                               |
| INE205A07030                                                              | 9.45% Vedanta Ltd (17-Aug-2020)                                                                | CRISIL AA                                           | Vedanta                                             | 150      | 1,492.15                       | 0.60               | 17-Aug-2020      | -                                                                                           | -                                                                               |
| INE946S07098                                                              | 12.65% Nufuture Digital (India) Ltd (02-Sep-2020) *** !!!                                      | BWR BBB+(CE)                                        | Future                                              | 230      | 575.00                         | 0.23               | 02-Sep-2020      | -                                                                                           | -                                                                               |
| INE134E08HV7                                                              | 8.36% Power Finance Corporation Ltd (04-Sep-2020)                                              | CRISIL AAA                                          | PFC                                                 | 100      | 1,009.03                       | 0.41               | 04-Sep-2020      | -                                                                                           | -                                                                               |
| INE134E08WV3                                                              | 7.50% Power Finance Corporation Ltd (17-Sep-2020)                                              | CRISIL AAA                                          | PFC                                                 | 100      | 1,008.45                       | 0.41               | 17-Sep-2020      | -                                                                                           | -                                                                               |
| INE080T07086                                                              | 13.25% Future Ideas Co Ltd (30-Sep-2020) *** !!!                                               | BWR BBB+(CE)                                        | Future                                              | 230      | 862.50                         | 0.35               | 30-Sep-2020      | -                                                                                           | -                                                                               |
| INE155A08225                                                              | 9.73% Tata Motors Ltd (01-Oct-2020)                                                            | CARE AA-                                            | Tata                                                | 50       | 503.16                         | 0.20               | 01-Oct-2020      | -                                                                                           | -                                                                               |
| INE285T07099                                                              | 12.40% Rivaaz Trade Ventures Pvt Ltd (07-Nov-2020) *** !!!                                     | BWR BBB+(CE)                                        | Future                                              | 250      | 1,562.62                       | 0.63               | 07-Nov-2020      | -                                                                                           | -                                                                               |
| INE333T07063                                                              | 11.49% Reliance Big Pvt Ltd Series III (14-Jan-2021) ^ ^ !!!                                   | BWR D                                               | Reliance - ADAG                                     | 321      | 103.68                         | 0.04               | 14-Jan-2021      | Put and Call                                                                                | 14-Sep-2020                                                                     |
| INE205A07139                                                              | 8.50% Vedanta Ltd (05-Apr-2021)                                                                | CRISIL AA                                           | Vedanta                                             | 250      | 2,368.52                       | 0.96               | 05-Apr-2021      | -                                                                                           | -                                                                               |
| INE1460O0806                                                              | 11.50% Hinduja Leyland Finance Ltd (31-May-2021)                                               | ICRA AA-                                            | Hinduja                                             | 140      | 1,400.04                       | 0.56               | 31-May-2021      | -                                                                                           | -                                                                               |
| INE245A08034                                                              | 11.40% Tata Power Co Ltd (02-Jun-2021)                                                         | ICRA AA-                                            | Tata                                                | 20       | 203.63                         | 0.08               | 02-Jun-2021      | -                                                                                           | -                                                                               |
| INE124N07200                                                              | 10.9007% Ess Kay Fincorp Ltd (11-Jun-2021) ***                                                 | BWR A                                               | Esskay                                              | 250      | 2,489.37                       | 1.00               | 11-Jun-2021      | Put                                                                                         | 29-May-2020                                                                     |
| INE155A08365                                                              | 7.40% Tata Motors Ltd (29-Jun-2021)                                                            | CARE AA-                                            | Tata                                                | 600      | 5,960.39                       | 2.41               | 29-Jun-2021      | -                                                                                           | -                                                                               |
| INE657N07605                                                              | Edelweiss Rural & Corporate Services Ltd (1Y SBI MCLR + 250 Bps) (29-Nov-2021) - Series II *** | CRISIL AA-                                          | Edelweiss Capital                                   | 1,000    | 9,831.66                       | 3.97               | 29-Nov-2021      | -                                                                                           | -                                                                               |
| INE205A07162                                                              | 8.90% Vedanta Ltd (09-Dec-2021)                                                                | CRISIL AA                                           | Vedanta                                             | 800      | 7,285.28                       | 2.94               | 09-Dec-2021      | -                                                                                           | -                                                                               |
| INE540P07293                                                              | 10.15% Uttar Pradesh Power Corporation Ltd (20-Jan-2022)                                       | CRISIL A+(CE)                                       | UP Power Corporation                                | 160      | 1,576.32                       | 0.64               | 20-Jan-2022      | -                                                                                           | -                                                                               |
| INE922K07013                                                              | 9.99% India Shelter Finance Corporation Ltd (10-Feb-2022) !!!                                  | ICRA A                                              | India Shelter                                       | 2,500    | 1,237.14                       | 0.50               | 10-Feb-2022      | -                                                                                           | -                                                                               |
| INE615S07065                                                              | 12.55% Sterlite Power Grid Ventures Ltd (28-Mar-2022)                                          | IND A                                               | Vedanta                                             | 650      | 6,569.97                       | 2.65               | 28-Mar-2022      | Interest rate reset <sup>sss</sup>                                                          | 26-Mar-2021                                                                     |
| INE1460O8092                                                              | 11.10% Hinduja Leyland Finance Ltd (08-Apr-2022)                                               | CARE AA-                                            | Hinduja                                             | 100      | 988.20                         | 0.40               | 08-Apr-2022      | -                                                                                           | -                                                                               |
| INE516Y07105                                                              | 9.50% Piramal Capital & Housing Finance Ltd (15-Apr-2022)                                      | CARE AA                                             | Ajay Piramal                                        | 937      | 7,188.54                       | 2.90               | 15-Apr-2022      | -                                                                                           | -                                                                               |
| INE128S07374                                                              | 12.64% Five-Star Business Finance Ltd (16-Apr-2022)                                            | ICRA A                                              | Five Star Business Finance                          | 250      | 2,504.29                       | 1.01               | 16-Apr-2022      | Put and Call                                                                                | 29-Apr-2021                                                                     |
| INE516Y07089                                                              | 9.50% Piramal Capital & Housing Finance Ltd (21-Apr-2022)                                      | CARE AA                                             | Ajay Piramal                                        | 475      | 3,642.87                       | 1.47               | 21-Apr-2022      | -                                                                                           | -                                                                               |
| INE128S07390                                                              | 12.64% Five-Star Business Finance Ltd (28-May-2022)                                            | ICRA A                                              | Five Star Business Finance                          | 560      | 5,595.21                       | 2.26               | 28-May-2022      | Put and Call                                                                                | 24-May-2021                                                                     |
| INE660N07062                                                              | 11.50% S. D. Corporation Pvt Ltd (03-Jun-2022) !!!                                             | CARE AA(CE)                                         | Shapoorji Pallonji                                  | 550      | 5,475.95                       | 2.21               | 03-Jun-2022      | -                                                                                           | -                                                                               |
| INE660N07047                                                              | 11.50% S. D. Corporation Pvt Ltd (03-Jun-2022) !!!                                             | CARE AA(CE)                                         | Shapoorji Pallonji                                  | 450      | 4,490.10                       | 1.81               | 03-Jun-2022      | -                                                                                           | -                                                                               |
| INE918T07038                                                              | 0.00% Hero Wind Energy Pvt Ltd (21-Jun-2022) !!!                                               | ICRA A                                              | Hero                                                | 50       | 697.08                         | 0.28               | 21-Jun-2022      | Put and Call                                                                                | 19-Jun-2020                                                                     |
| INE265J07373                                                              | 12.50% JM Financial Asset Reconstruction Co Ltd (02-Aug-2022)                                  | ICRA AA-                                            | JM Financial                                        | 1,000    | 9,908.57                       | 4.00               | 02-Aug-2022      | -                                                                                           | -                                                                               |
| INE245A08042                                                              | 10.75% The Tata Power Co Ltd (21-Aug-2022)                                                     | CRISIL AA-                                          | Tata                                                | 290      | 2,932.31                       | 1.18               | 21-Aug-2022      | -                                                                                           | -                                                                               |
| INE540P07210                                                              | 9.75% Uttar Pradesh Power Corporation Ltd (20-Oct-2022)                                        | CRISIL A+(CE)                                       | UP Power Corporation                                | 300      | 2,906.75                       | 1.17               | 20-Oct-2022      | -                                                                                           | -                                                                               |
| INE139S07017                                                              | 12.41% Renew Solar Power Pvt Ltd (01-Nov-2022) !!!                                             | CARE A+(CE)                                         | Renew                                               | 100      | 994.37                         | 0.40               | 01-Nov-2022      | -                                                                                           | -                                                                               |
| INE540P07301                                                              | 10.15% Uttar Pradesh Power Corporation Ltd (20-Jan-2023)                                       | CRISIL A+(CE)                                       | UP Power Corporation                                | 1,112    | 10,789.50                      | 4.35               | 20-Jan-2023      | -                                                                                           | -                                                                               |
| INE659X07014                                                              | 9.95% Molagavalli Renewable Pvt Ltd (31-Mar-2023) !!!                                          | CARE A+(CE)                                         | Renew                                               | 440      | 4,034.84                       | 1.63               | 31-Mar-2023      | -                                                                                           | -                                                                               |
| INE964Q07012                                                              | 9.60% Renew Wind Energy (Rajasthan One) Pvt Ltd (31-Mar-2023) !!!                              | CARE A+(CE)                                         | Renew                                               | 450      | 3,951.17                       | 1.59               | 31-Mar-2023      | -                                                                                           | -                                                                               |
| INE209W07028                                                              | 9.95% Narmada Wind Energy Pvt Ltd (31-Mar-2023) !!!                                            | CARE A+(CE)                                         | Renew                                               | 50       | 449.30                         | 0.18               | 31-Mar-2023      | -                                                                                           | -                                                                               |
| INE764L07173                                                              | 0.00% Sadbhav Infrastructure Project Ltd (23-Apr-2023)                                         | CARE A-(CE)                                         | Sadbhav                                             | 150      | 1,852.67                       | 0.75               | 23-Apr-2023      | Put and Call                                                                                | 23-Apr-2021                                                                     |
| INE764L07181                                                              | 0.00% Sadbhav Infrastructure Project Ltd (06-Jun-2023) !!!                                     | CARE A-(CE)                                         | Sadbhav                                             | 385      | 4,699.96                       | 1.90               | 06-Jun-2023      | Put and Call                                                                                | 06-Jun-2021                                                                     |
| INE971Z07059                                                              | 11.75% Rivaaz Trade Ventures Pvt Ltd (30-Jun-2023) *** !!!                                     | BWR A-(CE)                                          | Future                                              | 600      | 4,500.00                       | 1.82               | 30-Jun-2023      | -                                                                                           | -                                                                               |
| INE540P07228                                                              | 9.75% Uttar Pradesh Power Corporation Ltd (20-Oct-2023)                                        | CRISIL A+(CE)                                       | UP Power Corporation                                | 270      | 2,570.18                       | 1.04               | 20-Oct-2023      | -                                                                                           | -                                                                               |
| INE01EA07016                                                              | 11.90% Rishanth Wholesale Trading Pvt Ltd (20-Oct-2023) !!!                                    | IND A                                               | Kedara Capital                                      | 10       | 1,009.04                       | 0.41               | 20-Oct-2023      | -                                                                                           | -                                                                               |
| INE971Z07109                                                              | 12.50% Rivaaz Trade Ventures Pvt Ltd (30-Dec-2023) *** !!!                                     | BWR A-(CE)                                          | Future                                              | 250      | 1,875.00                       | 0.76               | 30-Dec-2023      | -                                                                                           | -                                                                               |
| INE946S07148                                                              | 13.30% Nufuture Digital (India) Ltd (31-Dec-2023) *** !!!                                      | BWR BBB+(CE)                                        | Future                                              | 250      | 1,875.00                       | 0.76               | 31-Dec-2023      | -                                                                                           | -                                                                               |
| INE721A08DC8                                                              | 10.25% Shriram Transport Finance Co Ltd (26-Apr-2024)                                          | CRISIL AA+                                          | Shriram Transport                                   | 2,750    | 24,152.07                      | 9.75               | 26-Apr-2024      | -                                                                                           | -                                                                               |
| INE1460O8100                                                              | 9.40% Hinduja Leyland Finance Ltd (28-Aug-2024)                                                | CARE AA-                                            | Hinduja                                             | 450      | 4,071.56                       | 1.64               | 28-Aug-2024      | -                                                                                           | -                                                                               |
| INE575P08016                                                              | 10.25% Star Health & Allied Insurance Co Ltd (06-Sep-2024) !!!                                 | IND A+                                              | Starhealth                                          | 100      | 968.95                         | 0.39               | 06-Sep-2024      | -                                                                                           | -                                                                               |
| INE1460O8159                                                              | 11.60% Hinduja Leyland Finance Ltd (29-Sep-2024)                                               | CARE AA-                                            | Hinduja                                             | 200      | 1,943.01                       | 0.78               | 29-Sep-2024      | -                                                                                           | -                                                                               |
| INE575P08024                                                              | 10.20% Star Health & Allied Insurance Co Ltd (31-Oct-2024) !!!                                 | IND A+                                              | Starhealth                                          | 390      | 3,769.76                       | 1.52               | 31-Oct-2024      | -                                                                                           | -                                                                               |
| INE459T07058                                                              | 9.95% Vastu Housing Finance Corporation Ltd (27-Feb-2025)                                      | BWR A+                                              | Multiples PE                                        | 560      | 5,516.16                       | 2.23               | 27-Feb-2025      | Put and Call                                                                                | 27-Feb-2021                                                                     |
| INE003S07189                                                              | 9.45% Renew Power Ltd (31-Jul-2025) !!!                                                        | CARE A+                                             | Renew                                               | 400      | 3,706.70                       | 1.50               | 31-Jul-2025      | Put and Call                                                                                | 31-Jul-2023                                                                     |
| INE922K07047                                                              | 11.25% India Shelter Finance Corporation Ltd (01-Oct-2026)                                     | ICRA A                                              | India Shelter                                       | 1,000    | 9,812.79                       | 3.96               | 01-Oct-2026      | -                                                                                           | -                                                                               |
| INE641O08035                                                              | 9.55% Piramal Capital & Housing Finance Ltd (08-Mar-2027)                                      | CARE AA                                             | Ajay Piramal                                        | 990      | 8,060.85                       | 3.25               | 08-Mar-2027      | -                                                                                           | -                                                                               |
| INE657N07381                                                              | 8.70% Edelweiss Rural & Corporate Services Ltd (30-Jun-2027)                                   | ICRA A+                                             | Edelweiss Capital                                   | 450      | 4,485.78                       | 1.81               | 30-Jun-2027      | Interest rate reset <sup>sss</sup>                                                          | 30-Jun-2020                                                                     |
| INE616U07036                                                              | 8.70% Edelweiss Rural & Corporate Services Ltd (30-Jun-2027)                                   | ICRA A+                                             | Edelweiss Capital                                   | 250      | 2,491.45                       | 1.01               | 30-Jun-2027      | Interest rate reset <sup>sss</sup>                                                          | 30-Jun-2020                                                                     |
| INE01E708040                                                              | 10.32% Andhra Pradesh Capital Region Development Authority (16-Aug-2027)                       | CRISIL A+(CE)                                       | Andhra Pradesh Capital Region Development Authority | 4,810    | 9,333.62                       | 3.77               | 16-Aug-2027      | -                                                                                           | -                                                                               |
| INE295J08022                                                              | 9.90% Coastal Gujarat Power Ltd (25-Aug-2028)                                                  | CARE AA(CE)                                         | Tata                                                | 170      | 1,674.05                       | 0.68               | 25-Aug-2028      | -                                                                                           | -                                                                               |
| INE598K07011                                                              | 9.00% Pune Solapur Expressways Pvt Ltd (31-Mar-2029) !!!                                       | ICRA A                                              | Tata                                                | 6,878    | 6,638.02                       | 2.68               | 31-Mar-2029      | Interest rate reset <sup>sss</sup>                                                          | 30-Sep-2020                                                                     |
| INE020B08B07                                                              | 8.85% REC Ltd (16-Apr-2029)                                                                    | CRISIL AAA                                          | REC                                                 | 5        | 53.70                          | 0.02               | 16-Apr-2029      | -                                                                                           | -                                                                               |
| INE458007036                                                              | 9.41% Renew Wind Energy Delhi Pvt Ltd (30-Sep-2030) !!!                                        | CARE A+(SO)                                         | Renew                                               | 400      | 3,146.81                       | 1.27               | 30-Sep-2030      | Put and Call                                                                                | 18-Aug-2022                                                                     |
| <b>Total</b>                                                              |                                                                                                |                                                     |                                                     |          | <b>235,321.96</b>              | <b>94.96</b>       |                  |                                                                                             |                                                                                 |
| <b>Net receivable (Essel Infracore Ltd. matured on May 22, 2020) ~~~~</b> |                                                                                                |                                                     |                                                     |          | <b>366.55</b>                  | <b>0.15</b>        |                  |                                                                                             |                                                                                 |
| <b>Total</b>                                                              |                                                                                                |                                                     |                                                     |          | <b>235,688.51</b>              | <b>95.11</b>       |                  |                                                                                             |                                                                                 |
| <b>Call, Cash &amp; Other Assets</b>                                      |                                                                                                |                                                     |                                                     |          | <b>12,129.98</b>               | <b>4.89</b>        |                  |                                                                                             |                                                                                 |
| <b>Net Assets</b>                                                         |                                                                                                |                                                     |                                                     |          | <b>247,818.49</b>              | <b>100.00</b>      |                  |                                                                                             |                                                                                 |

SBI - State Bank of India

MCLR - Marginal Cost-Based Lending Rate

Call, Cash & Other Assets is net of interest receivable on securities, investment in overnight call money market, expenses payable etc.

~~~~ The amount of INR 366.55 lacs represents the fair valuation at which securities were valued. This amount only reflects the realizable value basis the current share cover and does not indicate any reduction or write-off of the amount repayable by EL. For more details kindly refer to the [note](#) on our website.

^^^ Securities are fair valued

\$\$\$ These instruments have interest rate reset with no floor and no cap on the interest rate. For maturity profile/ cash flow projections, interest rate reset date is considered as the maturity date.

!!! These instruments are Unlisted. Total exposure as on June 15, 2020 is 26.68%

\*\*\* These instruments have interest rate reset with a floor and a cap on the interest rate. Independent valuation agencies typically value these instruments at the nearest interest rate reset date and accordingly the Macaulay Duration of the fund is computed. Further, there is a possibility of redemption of bond (as per the terms of the issuance) in case of non-acceptance of interest rate and hence the independent valuation agencies consider the interest rate reset date as the maturity date. Accordingly, the Macaulay Duration of these securities measures the interest rate risk upto the interest rate reset date which is reflected in Macaulay Duration of the fund. In the Maturity profile / cash flow projections, we have assumed that the instruments with a floor and a cap on interest rate will continue till maturity given the current market conditions.

## Put option has been exercised for the below mentioned securities. As per the terms of issuance, the amount due pertaining to face value shall be paid as per the following schedule. The same has also been factored in the maturity profile/ cashflow projections accordingly.

| ISIN Number  | Security Name                              | Date      | Amount (Rs. in Lakhs) | % of Amount due |
|--------------|--|-----------|-----------------------|-----------------|
| INE124N07200 | 10.9007% Ess Kay Fincorp Ltd (11-Jun-2021) | 31-Jul-20 | 833.33                | 33.33%          |
| INE124N07200 | 10.9007% Ess Kay Fincorp Ltd (11-Jun-2021) | 31-Aug-20 | 1,666.67              | 66.67%          |
| <b>Total</b> |  |           | <b>2,500.00</b>       |                 |

**Details of securities matured/ sold/ prepaid during the period May 30, 2020 to June 15, 2020 Nil**

**Amounts received during the period April 24, 2020 to May 29, 2020 on maturities/ sale/ prepayment - INR 14,738.57 Lacs.**  
**Please refer Annexure 3 for security level details on the amounts received**

The aforementioned proceeds were utilised for payment of borrowings/ interest/ expenses and provisions, if any. The balance cash, if any, is invested in overnight call money market and forms a part of Call, Cash & Other Assets.

**Group wise exposure as on June 15, 2020**

| Group   | Market Value (Rs. in Lakhs) | % to Net Assets |
|---|-----------------------------|-----------------|
| Shriram Transport                                   | 24,152.07                   | 9.75%           |
| Ajay Piramal  | 18,892.25                   | 7.62%           |
| Vedanta   | 17,715.92                   | 7.15%           |
| Tata  | 17,911.56                   | 7.23%           |
| UP Power Corporation                                | 17,842.75                   | 7.20%           |
| Edelweiss Capital                                   | 16,808.89                   | 6.78%           |
| Renew   | 16,283.18                   | 6.57%           |
| DLF   | 14,061.84                   | 5.67%           |
| Future  | 11,715.17                   | 4.73%           |
| India Shelter                                       | 11,049.93                   | 4.46%           |
| Shapoorji Pallonji                                  | 9,966.05                    | 4.02%           |
| JM Financial  | 9,908.57                    | 4.00%           |
| Andhra Pradesh Capital Region Development Authority | 9,333.62                    | 3.77%           |
| Hinduja   | 8,402.82                    | 3.39%           |
| Five Star Business Finance                          | 8,099.50                    | 3.27%           |
| Sadbhav   | 6,552.63                    | 2.64%           |
| Multiples PE  | 5,516.16                    | 2.23%           |
| Starhealth  | 4,738.71                    | 1.91%           |
| Esskay  | 2,489.37                    | 1.00%           |
| PFC   | 2,017.48                    | 0.81%           |
| Kedara Capital                                      | 1,009.04                    | 0.41%           |
| Hero  | 697.08                      | 0.28%           |
| Reliance - ADAG                                     | 103.68                      | 0.04%           |
| REC   | 53.70                       | 0.02%           |
| Call, Cash & Other Assets                           | 12,496.53                   | 5.04%           |
| <b>Grand Total</b>                                  | <b>247,818.49</b>           | <b>100.00%</b>  |

@@@ The scheme, on the request of Future group, has extended a moratorium with respect to the below NCDs issued. The updated maturity dates are as given below. The same has also been factored in the maturity profile/ cashflow projections accordingly. For a few securities, new ISIN numbers has been assigned effective June 11, 2020 and the old ISIN number has been tabulated below.

| ISIN Number  | Name of the Instrument                             | Group  | Revised maturity date | Previous maturity date | Old ISIN Number |
|--------------|--|--------|-----------------------|------------------------|-----------------|
| INE840S07093 | 12.15% Rivaaz Trade Ventures Pvt Ltd (11-Aug-2020) | Future | 11-Aug-2020           | 11-May-2020            |                 |
| INE946S07098 | 12.65% Nufuture Digital (India) Ltd (02-Sep-2020)  | Future | 02-Sep-2020           | 02-Jun-2020            |                 |
| INE080T07086 | 13.25% Future Ideas Co Ltd (30-Sep-2020)           | Future | 30-Sep-2020           | 30-Jun-2020            | INE080T07037    |
| INE285T07099 | 12.40% Rivaaz Trade Ventures Pvt Ltd (07-Nov-2020) | Future | 07-Nov-2020           | 07-Aug-2020            |                 |
| INE971Z07059 | 11.75% Rivaaz Trade Ventures Pvt Ltd (30-Jun-2023) | Future | 30-Jun-2023           | 30-Mar-2023            |                 |
| INE971Z07109 | 12.50% Rivaaz Trade Ventures Pvt Ltd (30-Dec-2023) | Future | 30-Dec-2023           | 30-Sep-2023            |                 |
| INE946S07148 | 13.30% Nufuture Digital (India) Ltd (31-Dec-2023)  | Future | 31-Dec-2023           | 30-Sep-2023            |                 |

**Franklin India Dynamic Accrual Fund - Segregated Portfolio 1 - 8.25% Vodafone Idea Ltd (10-Jul-2020)**

**Portfolio Statement as on June 15, 2020**

| ISIN Number                          | Name of the Instrument (Refer Annexure 1 for changes in coupon rate) | Rating (Refer Annexure 2 for changes in ratings) | Group     | Quantity | Market Value (Rs. in Lakhs) | % to Net Assets | Maturity Date | Put Option / Put and Call Option | Put Option Date/ Put and Call Option date |
|--------------------------------------|--|--|-----------|----------|-----------------------------|-----------------|---------------|----------------------------------|---|
| INE713G08046                         | 8.25% Vodafone Idea Ltd (10-Jul-2020) ^ ^ !!!                        | CRISIL B+  | A V Birla | 950      | 0.00                        | 100.00          | 10-Jul-2020   | -                                | -   |
| <b>Sub Total</b>                     |  |  |           |          | <b>0.00</b>                 | <b>100.00</b>   |               |                                  |   |
| <b>Total</b>                         |  |  |           |          | <b>0.00</b>                 | <b>100.00</b>   |               |                                  |   |
| <b>Call, Cash &amp; Other Assets</b> |  |  |           |          | <b>0.00</b>                 | <b>-</b>        |               |                                  |   |
| <b>Net Assets</b>                    |  |  |           |          | <b>0.00</b>                 | <b>100.00</b>   |               |                                  |   |

^ ^ Securities are fair valued

!!! These instruments are Unlisted

### Franklin India Dynamic Accrual Fund - Segregated Portfolio 2 - 10.90% Vodafone Idea Ltd (02-Sep-2023) P/C 03 Sep 2021

Portfolio Statement as on June 15, 2020

| ISIN Number                          | Name of the Instrument<br>(Refer Annexure 1 for changes in coupon rate) | Rating<br>(Refer Annexure 2 for<br>changes in ratings) | Group     | Quantity | Market Value<br>(Rs. in Lakhs) | % to Net<br>Assets | Maturity<br>Date | Put Option /<br>Put and Call<br>Option | Put Option Date/<br>Put and Call<br>Option date |
|--------------------------------------|---|--|-----------|----------|--------------------------------|--------------------|------------------|--|---|
| INE669E08318                         | 10.90% Vodafone Idea Ltd (02-Sep-2023) ^ ^                              | CARE BB-   | A V Birla | 940      | 0.00                           | 100.00             | 02-Sep-2023      | Put and Call                           | 03-Sep-2021                                     |
| <b>Sub Total</b>                     |   |  |           |          | <b>0.00</b>                    | <b>100.00</b>      |                  |  |   |
| <b>Total</b>                         |   |  |           |          | <b>0.00</b>                    | <b>100.00</b>      |                  |  |   |
| <b>Call, Cash &amp; Other Assets</b> |   |  |           |          | <b>0.00</b>                    | <b>-</b>           |                  |  |   |
| <b>Net Assets</b>                    |   |  |           |          | <b>0.00</b>                    | <b>100.00</b>      |                  |  |   |

^ ^ Securities are fair valued

### Franklin India Dynamic Accrual Fund - Segregated Portfolio 3 - 9.50% Yes Bank Ltd CO 23 Dec 2021

Portfolio Statement as on June 15, 2020

| ISIN Number                          | Name of the Instrument<br>(Refer Annexure 1 for changes in coupon rate) | Rating<br>(Refer Annexure 2 for<br>changes in ratings) | Group    | Quantity | Market Value<br>(Rs. in Lakhs) | % to Net<br>Assets | Maturity<br>Date | Put Option /<br>Put and Call<br>Option | Put Option Date/<br>Put and Call<br>Option date |
|--------------------------------------|---|--|----------|----------|--------------------------------|--------------------|------------------|--|---|
| INE528G08352                         | 9.50% Yes Bank Ltd (23-Dec-2021)  | CARE D   | Yes Bank | 682      | 0.00                           | 100.00             | 23-Dec-2021      | -                                      | -   |
| <b>Sub Total</b>                     |   |  |          |          | <b>0.00</b>                    | <b>100.00</b>      |                  |  |   |
| <b>Total</b>                         |   |  |          |          | <b>0.00</b>                    | <b>100.00</b>      |                  |  |   |
| <b>Call, Cash &amp; Other Assets</b> |   |  |          |          | <b>0.00</b>                    | <b>-</b>           |                  |  |   |
| <b>Net Assets</b>                    |   |  |          |          | <b>0.00</b>                    | <b>100.00</b>      |                  |  |   |



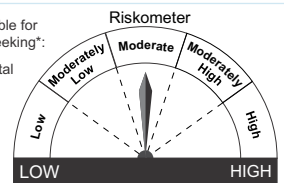
**FRANKLIN  
TEMPLETON**

All investments in debt funds are subject to various types of risks including credit risk, interest rate risk, liquidity risk etc. Some fixed income schemes may have a higher concentration to securities rated below AA and therefore may be exposed to relatively higher risk of downgrade or default and the associated volatility in prices which could impact NAV of the scheme. Credit rating issued by SEBI registered entities is an opinion of the rating agency and should not be considered as an assurance of repayment by issuer. There is no assurance or guarantee of principal or returns in any of the mutual fund scheme.

#### Product Label

This product is suitable for investors who are seeking\*:

- Medium term capital appreciation with current income
- A fund that focuses on fixed income securities with high accrual and potential for capital gains.



\*Investors should consult their financial advisers if in doubt about whether the product is suitable for them.

**Mutual Fund investments are subject to market risks, read all scheme related documents carefully.**



# Annexure 1

## Details of changes in coupon rate during the period April 24, 2020 to June 15, 2020

### Franklin India Ultra Short Bond Fund (Number of Segregated Portfolios – 1) - (under winding up)

| ISIN Number  | Name of the Instrument                             | Previous Interest Rate | Revised Interest Rate |
|--------------|--|------------------------|-----------------------|
| INE157D08035 | 12.50% Clix Capital Services Pvt Ltd (06-Sep-2021) | 11.50%                 | 12.50%                |
| INE157D08043 | 12.50% Clix Capital Services Pvt Ltd (12-Nov-2021) | 11.50%                 | 12.50%                |
| INE587B08037 | 12.50% Clix Finance India Pvt Ltd (06-Jan-2022)    | 11.50%                 | 12.50%                |
| INE157D08068 | 12.50% Clix Capital Services Pvt Ltd (06-Jul-2021) | 11.50%                 | 12.50%                |
| INE157D08050 | 12.50% Clix Capital Services Pvt Ltd (06-May-2021) | 11.50%                 | 12.50%                |
| INE157D08019 | 11.25% Clix Capital Services Pvt Ltd (25-May-2023) | 10.75%                 | 11.25%                |

### Franklin India Low Duration Fund (Number of Segregated Portfolios – 2) - (under winding up)

| ISIN Number  | Name of the Instrument                                | Previous Interest Rate | Revised Interest Rate |
|--------------|---|------------------------|-----------------------|
| INE615S07065 | 12.55% Sterlite Power Grid Ventures Ltd (28-Mar-2022) | 12.30%                 | 12.55%                |

### Franklin India Short Term Income Fund (Number of Segregated Portfolios – 3) - (under winding up)

| ISIN Number  | Name of the Instrument                                | Previous Interest Rate | Revised Interest Rate |
|--------------|---|------------------------|-----------------------|
| INE157D08043 | 12.50% Clix Capital Services Pvt Ltd (12-Nov-2021)    | 11.50%                 | 12.50%                |
| INE615S07065 | 12.55% Sterlite Power Grid Ventures Ltd (28-Mar-2022) | 12.30%                 | 12.55%                |
| INE946S07098 | 12.65% Nufuture Digital (India) Ltd (02-Sep-2020)     | 12.15%                 | 12.65%                |
| INE285T07099 | 12.40% Rivaaz Trade Ventures Pvt Ltd (07-Nov-2020)    | 11.90%                 | 12.40%                |
| INE971Z07075 | 12.50% Rivaaz Trade Ventures Pvt Ltd (30-Dec-2020)    | 12.25%                 | 12.50%                |
| INE946S07114 | 13.30% Nufuture Digital (India) Ltd (31-Dec-2020)     | 12.80%                 | 13.30%                |
| INE080T07094 | 13.90% Future Ideas Co Ltd (31-Oct-2020)              | 13.40%                 | 13.90%                |
| INE971Z07034 | 11.75% Rivaaz Trade Ventures Pvt Ltd (30-Jun-2021)    | 11.50%                 | 11.75%                |
| INE946S07122 | 13.30% Nufuture Digital (India) Ltd (31-Dec-2021)     | 12.80%                 | 13.30%                |
| INE971Z07083 | 12.50% Rivaaz Trade Ventures Pvt Ltd (30-Dec-2021)    | 12.25%                 | 12.50%                |
| INE080T07102 | 13.90% Future Ideas Co Ltd (31-Jan-2022)              | 13.40%                 | 13.90%                |
| INE971Z07042 | 11.75% Rivaaz Trade Ventures Pvt Ltd (30-Jun-2022)    | 11.50%                 | 11.75%                |
| INE971Z07091 | 12.50% Rivaaz Trade Ventures Pvt Ltd (30-Dec-2022)    | 12.25%                 | 12.50%                |
| INE080T07110 | 13.90% Future Ideas Co Ltd (31-Jan-2023)              | 13.40%                 | 13.90%                |
| INE971Z07109 | 12.50% Rivaaz Trade Ventures Pvt Ltd (30-Dec-2023)    | 12.25%                 | 12.50%                |

### Franklin India Income Opportunities Fund (Number of Segregated Portfolios - 2) - (under winding up)

| ISIN Number  | Name of the Instrument                                | Previous Interest Rate | Revised Interest Rate |
|--------------|---|------------------------|-----------------------|
| INE615S07065 | 12.55% Sterlite Power Grid Ventures Ltd (28-Mar-2022) | 12.30%                 | 12.55%                |
| INE971Z07059 | 11.75% Rivaaz Trade Ventures Pvt Ltd (30-Jun-2023)    | 11.50%                 | 11.75%                |
| INE946S07148 | 13.30% Nufuture Digital (India) Ltd (31-Dec-2023)     | 12.80%                 | 13.30%                |
| INE080T07128 | 13.90% Future Ideas Co Ltd (31-Dec-2023)              | 13.40%                 | 13.90%                |

### Franklin India Credit Risk Fund (Number of Segregated Portfolios – 3) - (under winding up)

| ISIN Number  | Name of the Instrument                                | Previous Interest Rate | Revised Interest Rate |
|--------------|---|------------------------|-----------------------|
| INE615S07065 | 12.55% Sterlite Power Grid Ventures Ltd (28-Mar-2022) | 12.30%                 | 12.55%                |
| INE840S07093 | 12.15% Rivaaz Trade Ventures Pvt Ltd (11-Aug-2020)    | 11.90%                 | 12.15%                |
| INE946S07098 | 12.65% Nufuture Digital (India) Ltd (02-Sep-2020)     | 12.15%                 | 12.65%                |
| INE080T07086 | 13.25% Future Ideas Co Ltd (30-Sep-2020)              | 12.75%                 | 13.25%                |
| INE946S07130 | 13.30% Nufuture Digital (India) Ltd (31-Dec-2022)     | 12.80%                 | 13.30%                |
| INE971Z07091 | 12.50% Rivaaz Trade Ventures Pvt Ltd (30-Dec-2022)    | 12.25%                 | 12.50%                |

### Franklin India Dynamic Accrual Fund (Number of Segregated Portfolios – 3) - (under winding up)

| ISIN Number  | Name of the Instrument                                | Previous Interest Rate | Revised Interest Rate |
|--------------|---|------------------------|-----------------------|
| INE615S07065 | 12.55% Sterlite Power Grid Ventures Ltd (28-Mar-2022) | 12.30%                 | 12.55%                |
| INE840S07093 | 12.15% Rivaaz Trade Ventures Pvt Ltd (11-Aug-2020)    | 11.90%                 | 12.15%                |
| INE946S07098 | 12.65% Nufuture Digital (India) Ltd (02-Sep-2020)     | 12.15%                 | 12.65%                |
| INE080T07086 | 13.25% Future Ideas Co Ltd (30-Sep-2020)              | 12.75%                 | 13.25%                |
| INE285T07099 | 12.40% Rivaaz Trade Ventures Pvt Ltd (07-Nov-2020)    | 11.90%                 | 12.40%                |
| INE971Z07059 | 11.75% Rivaaz Trade Ventures Pvt Ltd (30-Jun-2023)    | 11.50%                 | 11.75%                |
| INE971Z07109 | 12.50% Rivaaz Trade Ventures Pvt Ltd (30-Dec-2023)    | 12.25%                 | 12.50%                |
| INE946S07148 | 13.30% Nufuture Digital (India) Ltd (31-Dec-2023)     | 12.80%                 | 13.30%                |

## Annexure 2

### Details of changes in ratings during the period during the period April 24, 2020 to June 15, 2020

#### Franklin India Ultra Short Bond Fund (Number of Segregated Portfolios – 1) - (under winding up)

| Sr. No. | ISIN No      | Name of security   | Rating action | Date of event | Rating before event | Rating after event |
|---------|--------------|--|---------------|---------------|---------------------|--------------------|
| 1       | INE616U07036 | 8.70% Edelweiss Rural & Corporate Services Ltd (30-Jun-2027)                   | Downgrade     | 06-May-20     | ICRA AA-            | ICRA A+            |
| 2       | INE657N07597 | Edelweiss Rural & Corporate Services Ltd (1Y SBI MCLR + 250 Bps) (29-Nov-2021) | Downgrade     | 06-May-20     | ICRA AA-            | ICRA A+            |

#### Franklin India Low Duration Fund (Number of Segregated Portfolios – 2) - (under winding up)

| Sr. No. | ISIN No      | Name of security   | Rating action | Date of event | Rating before event | Rating after event |
|---------|--------------|--|---------------|---------------|---------------------|--------------------|
| 1       | INE616U07036 | 8.70% Edelweiss Rural & Corporate Services Ltd (30-Jun-2027)                   | Downgrade     | 06-May-20     | ICRA AA-            | ICRA A+            |
| 2       | INE657N07597 | Edelweiss Rural & Corporate Services Ltd (1Y SBI MCLR + 250 Bps) (29-Nov-2021) | Downgrade     | 06-May-20     | ICRA AA-            | ICRA A+            |

#### Franklin India Short Term Income Fund (Number of Segregated Portfolios – 3) - (under winding up)

| Sr. No. | ISIN No      | Name of security   | Rating action | Date of event | Rating before event | Rating after event |
|---------|--------------|--|---------------|---------------|---------------------|--------------------|
| 1       | INE657N07407 | 8.45% Edelweiss Rural & Corporate Services Ltd (11-Aug-2020) | Downgrade     | 06-May-20     | ICRA AA-            | ICRA A+            |
| 2       | INE616U07036 | 8.70% Edelweiss Rural & Corporate Services Ltd (30-Jun-2027) | Downgrade     | 06-May-20     | ICRA AA-            | ICRA A+            |
| 3       | INE657N07381 | 8.70% Edelweiss Rural & Corporate Services Ltd (30-Jun-2027) | Downgrade     | 06-May-20     | ICRA AA-            | ICRA A+            |
| 4       | INE080T07094 | 13.90% Future Ideas Co Ltd (31-Oct-2020)                     | Downgrade     | 28-May-20     | BWR A-(CE)          | BWR BBB+(CE)       |
| 5       | INE080T07102 | 13.90% Future Ideas Co Ltd (31-Jan-2022)                     | Downgrade     | 28-May-20     | BWR A-(CE)          | BWR BBB+(CE)       |
| 6       | INE080T07110 | 13.90% Future Ideas Co Ltd (31-Jan-2023)                     | Downgrade     | 28-May-20     | BWR A-(CE)          | BWR BBB+(CE)       |
| 7       | INE285T07099 | 12.40% Rivaaz Trade Ventures Pvt Ltd (07-Nov-2020)           | Downgrade     | 28-May-20     | BWR A-(CE)          | BWR BBB+(CE)       |
| 8       | INE946S07098 | 12.65% Nufuture Digital (India) Ltd (02-Sep-2020)            | Downgrade     | 28-May-20     | BWR A-(CE)          | BWR BBB+(CE)       |
| 9       | INE946S07114 | 13.30% Nufuture Digital (India) Ltd (31-Dec-2020)            | Downgrade     | 28-May-20     | BWR A-(CE)          | BWR BBB+(CE)       |
| 10      | INE946S07122 | 13.30% Nufuture Digital (India) Ltd (31-Dec-2021)            | Downgrade     | 28-May-20     | BWR A-(CE)          | BWR BBB+(CE)       |
| 11      | INE971Z07034 | 11.75% Rivaaz Trade Ventures Pvt Ltd (30-Jun-2021)           | Downgrade     | 28-May-20     | BWR A(CE)           | BWR A-(CE)         |
| 12      | INE971Z07042 | 11.75% Rivaaz Trade Ventures Pvt Ltd (30-Jun-2022)           | Downgrade     | 28-May-20     | BWR A(CE)           | BWR A-(CE)         |
| 13      | INE971Z07075 | 12.50% Rivaaz Trade Ventures Pvt Ltd (30-Dec-2020)           | Downgrade     | 28-May-20     | BWR A(CE)           | BWR A-(CE)         |
| 14      | INE971Z07083 | 12.50% Rivaaz Trade Ventures Pvt Ltd (30-Dec-2021)           | Downgrade     | 28-May-20     | BWR A(CE)           | BWR A-(CE)         |
| 15      | INE971Z07091 | 12.50% Rivaaz Trade Ventures Pvt Ltd (30-Dec-2022)           | Downgrade     | 28-May-20     | BWR A(CE)           | BWR A-(CE)         |
| 16      | INE971Z07109 | 12.50% Rivaaz Trade Ventures Pvt Ltd (30-Dec-2023)           | Downgrade     | 28-May-20     | BWR A(CE)           | BWR A-(CE)         |
| 17      | INE459T07090 | 10.40% Vastu Housing Finance Corporation Ltd (27-Nov-2025)   | Upgrade       | 11-Jun-20     | BWR A               | BWR A+             |
| 18      | INE459T07025 | 9.95% Vastu Housing Finance Corporation Ltd (27-Feb-2025)    | Upgrade       | 11-Jun-20     | BWR A               | BWR A+             |
| 19      | INE459T07082 | 10.40% Vastu Housing Finance Corporation Ltd (27-Nov-2025)   | Upgrade       | 11-Jun-20     | BWR A               | BWR A+             |

#### Franklin India Income Opportunities Fund (Number of Segregated Portfolios - 2) - (under winding up)

| Sr. No. | ISIN No      | Name of security  | Rating action | Date of event | Rating before event | Rating after event |
|---------|--------------|---|---------------|---------------|---------------------|--------------------|
| 1       | INE080T07128 | 13.90% Future Ideas Co Ltd (31-Dec-2023)                  | Downgrade     | 28-May-20     | BWR A-(CE)          | BWR BBB+(CE)       |
| 2       | INE946S07148 | 13.30% Nufuture Digital (India) Ltd (31-Dec-2023)         | Downgrade     | 28-May-20     | BWR A-(CE)          | BWR BBB+(CE)       |
| 3       | INE971Z07059 | 11.75% Rivaaz Trade Ventures Pvt Ltd (30-Jun-2023)        | Downgrade     | 28-May-20     | BWR A(CE)           | BWR A-(CE)         |
| 4       | INE459T07025 | 9.95% Vastu Housing Finance Corporation Ltd (27-Feb-2025) | Upgrade       | 11-Jun-20     | BWR A               | BWR A+             |
| 5       | INE459T07058 | 9.95% Vastu Housing Finance Corporation Ltd (27-Feb-2025) | Upgrade       | 11-Jun-20     | BWR A               | BWR A+             |
| 6       | INE459T07041 | 9.95% Vastu Housing Finance Corporation Ltd (27-Feb-2025) | Upgrade       | 11-Jun-20     | BWR A               | BWR A+             |

#### Franklin India Credit Risk Fund (Number of Segregated Portfolios – 3) - (under winding up)

| Sr. No. | ISIN No      | Name of security   | Rating action | Date of event | Rating before event | Rating after event |
|---------|--------------|--|---------------|---------------|---------------------|--------------------|
| 1       | INE657N07381 | 8.70% Edelweiss Rural & Corporate Services Ltd (30-Jun-2027) | Downgrade     | 06-May-20     | ICRA AA-            | ICRA A+            |
| 2       | INE616U07036 | 8.70% Edelweiss Rural & Corporate Services Ltd (30-Jun-2027) | Downgrade     | 06-May-20     | ICRA AA-            | ICRA A+            |
| 3       | INE840S07093 | 12.15% Rivaaz Trade Ventures Pvt Ltd (11-Aug-2020)           | Downgrade     | 26-May-20     | CARE A(CE)          | CARE BBB+(CE)      |
| 4       | INE080T07086 | 13.25% Future Ideas Co Ltd (30-Sep-2020)                     | Downgrade     | 28-May-20     | BWR A-(CE)          | BWR BBB+(CE)       |
| 5       | INE946S07098 | 12.65% Nufuture Digital (India) Ltd (02-Sep-2020)            | Downgrade     | 28-May-20     | BWR A-(CE)          | BWR BBB+(CE)       |
| 6       | INE946S07130 | 13.30% Nufuture Digital (India) Ltd (31-Dec-2022)            | Downgrade     | 28-May-20     | BWR A-(CE)          | BWR BBB+(CE)       |
| 7       | INE971Z07091 | 12.50% Rivaaz Trade Ventures Pvt Ltd (30-Dec-2022)           | Downgrade     | 28-May-20     | BWR A(CE)           | BWR A-(CE)         |

#### Franklin India Dynamic Accrual Fund (Number of Segregated Portfolios – 3) - (under winding up)

| Sr. No. | ISIN No      | Name of security   | Rating action | Date of event | Rating before event | Rating after event |
|---------|--------------|--|---------------|---------------|---------------------|--------------------|
| 1       | INE657N07381 | 8.70% Edelweiss Rural & Corporate Services Ltd (30-Jun-2027) | Downgrade     | 06-May-20     | ICRA AA-            | ICRA A+            |
| 2       | INE616U07036 | 8.70% Edelweiss Rural & Corporate Services Ltd (30-Jun-2027) | Downgrade     | 06-May-20     | ICRA AA-            | ICRA A+            |
| 3       | INE840S07093 | 12.15% Rivaaz Trade Ventures Pvt Ltd (11-Aug-2020)           | Downgrade     | 26-May-20     | CARE A(CE)          | CARE BBB+(CE)      |
| 4       | INE080T07086 | 13.25% Future Ideas Co Ltd (30-Sep-2020)                     | Downgrade     | 28-May-20     | BWR A-(CE)          | BWR BBB+(CE)       |
| 5       | INE285T07099 | 12.40% Rivaaz Trade Ventures Pvt Ltd (07-Nov-2020)           | Downgrade     | 28-May-20     | BWR A-(CE)          | BWR BBB+(CE)       |
| 6       | INE946S07098 | 12.65% Nufuture Digital (India) Ltd (02-Sep-2020)            | Downgrade     | 28-May-20     | BWR A-(CE)          | BWR BBB+(CE)       |
| 7       | INE946S07148 | 13.30% Nufuture Digital (India) Ltd (31-Dec-2023)            | Downgrade     | 28-May-20     | BWR A-(CE)          | BWR BBB+(CE)       |
| 8       | INE971Z07059 | 11.75% Rivaaz Trade Ventures Pvt Ltd (30-Jun-2023)           | Downgrade     | 28-May-20     | BWR A(CE)           | BWR A-(CE)         |
| 9       | INE971Z07109 | 12.50% Rivaaz Trade Ventures Pvt Ltd (30-Dec-2023)           | Downgrade     | 28-May-20     | BWR A(CE)           | BWR A-(CE)         |
| 10      | INE459T07058 | 9.95% Vastu Housing Finance Corporation Ltd (27-Feb-2025)    | Upgrade       | 11-Jun-20     | BWR A               | BWR A+             |

## Annexure 3

### Security level details for the amounts received during the period April 24, 2020 to June 15, 2020 on maturities/ sale/ prepayment

#### Franklin India Ultra Short Bond Fund (Number of Segregated Portfolios – 1) - (under winding up)

| Receipt date | ISIN Number  | Name of the Instrument                                    | Group                | Maturity value/<br>Sale value/<br>Part payment amount<br>(Rs. in Lakhs) | Maturity date | Notes   |
|--------------|--------------|---|----------------------|---|---------------|---|
| 24-Apr-20    | INE804I08601 | 12.00% ECL Finance Ltd (24-Apr-2020)                      | Edelweiss Capital    | 1,925.00  | 24-Apr-2020   | Received full value on maturity date                              |
| 24-Apr-20    | INE146008050 | 12.40% Hinduja Leyland Finance Ltd (26-Apr-2020)          | Hinduja              | 5,000.00  | 26-Apr-2020   | Received full value on April 24, 2020                             |
| 28-Apr-20    | INE090A08TW2 | 9.20% ICICI Bank Ltd (17-Mar-2022)                        | ICICI                | 681.02  | 17-Mar-2022   | Sale of securities on April 28, 2020                              |
| 29-Apr-20    | INE252T07057 | 9.70% Xander Finance Pvt Ltd (30-Apr-2021)                | Xander               | 1,250.00  | 30-Apr-2021   | Received part payment on April 29, 2020 as per the issuance terms |
| 30-Apr-20    | INES72E09411 | 7.46% PNB Housing Finance Ltd (30-Apr-2020)               | Punjab National Bank | 7,000.00  | 30-Apr-2020   | Received full value on maturity date                              |
| 08-May-20    | INE140A07401 | 10.00% Piramal Enterprises Ltd (15-May-2020)              | Ajay Piramal         | 27,000.00   | 15-May-2020   | Received full value on May 8, 2020 as prepayment                  |
| 08-May-20    | INE922K07013 | 9.99% India Shelter Finance Corporation Ltd (10-Feb-2022) | India Shelter        | 178.57  | 10-Feb-2022   | Received part payment on May 8, 2020 as per the issuance terms    |
| 18-May-20    | INE754R14102 | Hero Future Energies Pvt Ltd (18-May-2020)                | Hero                 | 15,000.00   | 18-May-2020   | Received full value on maturity date                              |
| 26-May-20    | INE140A07435 | 10.00% Piramal Enterprises Ltd (29-May-2020)              | Ajay Piramal         | 31,000.00   | 29-May-2020   | Received full value on May 26, 2020 as prepayment                 |
| 11-Jun-20    | INE945W07019 | 10.75% Incred Financial Services Pvt Ltd (22-Jun-2020)    | Incred               | 10,700.00   | 22-Jun-2020   | Received full value on June 11, 2020 as prepayment                |
| 11-Jun-20    | INE945W07027 | 0.00% Incred Financial Services Pvt Ltd (22-Jun-2020)     | Incred               | 6,302.91  | 22-Jun-2020   | Received full value on June 11, 2020 as prepayment                |
|              |              |   | <b>Total</b>         | <b>106,037.50</b>   |               |   |

#### Franklin India Low Duration Fund (Number of Segregated Portfolios – 2) - (under winding up)

| Receipt date | ISIN Number  | Name of the Instrument                                 | Group        | Maturity value/<br>Sale value/<br>Part payment amount<br>(Rs. in Lakhs) | Maturity date | Notes  |
|--------------|--------------|--|--------------|---|---------------|--|
| 26-May-20    | INE140A07435 | 10.00% Piramal Enterprises Ltd (29-May-2020)           | Ajay Piramal | 3,500.00  | 29-May-2020   | Received full value on May 26, 2020 as prepayment  |
| 11-Jun-20    | INE945W07019 | 10.75% Incred Financial Services Pvt Ltd (22-Jun-2020) | Incred       | 1,800.00  | 22-Jun-2020   | Received full value on June 11, 2020 as prepayment |
|              |              |  | <b>Total</b> | <b>5,300.00</b>   |               |  |

#### Franklin India Short Term Income Fund (Number of Segregated Portfolios – 3) - (under winding up)

| Receipt date | ISIN Number  | Name of the Instrument                         | Group        | Maturity value/<br>Sale value/<br>Part payment amount<br>(Rs. in Lakhs) | Maturity date | Notes   |
|--------------|--------------|--|--------------|---|---------------|---|
| 29-Apr-20    | INE252T07057 | 9.70% Xander Finance Pvt Ltd (30-Apr-2021)     | Xander       | 1,250.00  | 30-Apr-2021   | Received part payment on April 29, 2020 as per the issuance terms |
| 08-May-20    | INE720G08082 | Jindal Power Ltd (SBI + 100 Bps) (22-Dec-2020) | Jindal       | 1,860.00  | 22-Dec-2020   | Received full value on May 8, 2020 as prepayment                  |
|              |              |  | <b>Total</b> | <b>3,110.00</b>   |               |   |

#### Franklin India Income Opportunities Fund (Number of Segregated Portfolios - 2) - (under winding up) NIL

#### Franklin India Credit Risk Fund (Number of Segregated Portfolios – 3) - (under winding up)

| Receipt date | ISIN Number  | Name of the Instrument                       | Group        | Maturity value/<br>Sale value/<br>Part payment amount<br>(Rs. in Lakhs) | Maturity date | Notes   |
|--------------|--------------|--|--------------|---|---------------|---|
| 08-May-20    | INE140A07401 | 10.00% Piramal Enterprises Ltd (15-May-2020) | Ajay Piramal | 23,000.00   | 15-May-2020   | Received full value on May 8, 2020 as prepayment  |
| 26-May-20    | INE140A07435 | 10.00% Piramal Enterprises Ltd (29-May-2020) | Ajay Piramal | 11,500.00   | 29-May-2020   | Received full value on May 26, 2020 as prepayment |
|              |              |  | <b>Total</b> | <b>34,500.00</b>  |               |   |

#### Franklin India Dynamic Accrual Fund (Number of Segregated Portfolios – 3) - (under winding up)

| Receipt date | ISIN Number  | Name of the Instrument                                    | Group         | Maturity value/<br>Sale value/<br>Part payment amount<br>(Rs. in Lakhs) | Maturity date | Notes  |
|--------------|--------------|---|---------------|---|---------------|--|
| 02-May-20    | INE316W07021 | 11.84% Hero Solar Energy Pvt Ltd (10-Jun-2022)            | Hero          | 10,000.00   | 10-Jun-2020   | Received full value on May 2, 2020 as prepayment               |
| 08-May-20    | INE720G08082 | Jindal Power Ltd (SBI + 100 Bps) (22-Dec-2020)            | Jindal        | 560.00  | 22-Dec-2020   | Received full value on May 8, 2020 as prepayment               |
| 08-May-20    | INE922K07013 | 9.99% India Shelter Finance Corporation Ltd (10-Feb-2022) | India Shelter | 178.57  | 10-Feb-2022   | Received part payment on May 8, 2020 as per the issuance terms |
| 26-May-20    | INE140A07435 | 10.00% Piramal Enterprises Ltd (29-May-2020)              | Ajay Piramal  | 4,000.00  | 29-May-2020   | Received full value on May 26, 2020 as prepayment              |
|              |              |   | <b>Total</b>  | <b>14,738.57</b>  |               |  |