

Maturity profile of schemes (cash flow projections) basis Portfolio holdings as on February 15, 2021

- (a) The below table summarises the amounts receivable on maturity dates or if put option is available then the immediately forthcoming put option date
- (b) For schemes which have repaid the entire outstanding borrowings i.e. are cash positive (**FIUBF, FIDA, FILDF, FICRF and FISTIP**) - the percentages have been computed considering the total of all amounts receivable from the holdings as on February 15, 2021 plus the available cash distributed^{##}, cash balance and investment in overnight call money market as on February 15, 2021, as the base
- (c) For schemes which have outstanding borrowings (**FIOF**) - the percentages have been computed considering the total of all amounts receivable from the holdings as on February 15, 2021 /less the outstanding borrowings, as the base
- (d) Part payment amounts receivable on pre-agreed dates as per terms of issuance are reflected in the respective buckets per receipt dates
- (e) Net Asset Value per unit will continue to be computed and declared as per the same accounting and valuation principles as done prior to April 23, 2020 without any change
- (f) For perpetual bonds, the immediately forthcoming call date is considered as the maturity date
- (g) For Securities which are fair valued by the AMC, the fair valuation as on February 15, 2021 is considered as the maturity value. Note that, at maturity, the issuer is obligated to pay the face value and accrued coupons/ other accruals, if any as per the terms of the issuance
- (h) The data excludes any recovery from segregated portfolios. Receipt of interest and principal repayments from segregated portfolios will accordingly increase payout to investors of the segregated portfolio
- (i) Interest income is not considered in the projections. Receipt of coupons will add to the cash flows and accordingly increase payout to investors
- (j) On sale of securities in the secondary market, sale value will differ from the maturity value
- (k) For securities with interest rate reset at periodic intervals which have a floor and cap rate as per the terms of the issuance, maturity date has been considered for the cash flow projections vis-à-vis the interest reset date which is normally considered in macaulay duration and valuation by the valuation agencies
- (l) Securities sold in the secondary market prior to the maturity will accelerate the receipt thereby facilitating payout to investors before scheduled maturity
- (m) Prepayments or accelerated payments made by the issuer will prepone the receipt thereby facilitating payout to investors before scheduled maturity

Scheme Codes and Scheme Names

FIUBF	Franklin India Ultra Short Bond Fund (No. of Segregated Portfolios – 1) - (under winding up)
FILDF	Franklin India Low Duration Fund (No. of Segregated Portfolios – 2)- (under winding up)
FISTIP	Franklin India Short Term Income Plan (No. of Segregated Portfolios – 3)- (under winding up)
FIOF	Franklin India Income Opportunities Fund (No. of Segregated Portfolios - 2) - (under winding up)
FICRF	Franklin India Credit Risk Fund (No. of Segregated Portfolios – 3) - (under winding up)
FIDA	Franklin India Dynamic Accrual Fund (No. of Segregated Portfolios – 3) - (under winding up)

Maturity profile considering put and call option & put option dates - Cumulative - from February 16, 2021

Period	Upto	FIUBF ^{^^}	FILDF ^{^^}	FISTIP ^{^^}	FIOF	FICRF ^{^^}	FIDA ^{^^}
Cash distributed (as a % to gross value as below)		50%	63%	8%	Please refer Notes (b) and (c) above	26%	40%
Call/ Cash ^{**}	as on February 15, 2021	5%	3%	3%		2%	1%
February 16, 2021 to April 30, 2021	April 30, 2021	59%	69%	15%	-	32%	43%
February 16, 2021 to April 30, 2022	April 30, 2022	85%	81%	34%	15%	46%	62%
February 16, 2021 to April 30, 2023	April 30, 2023	86%	92%	52%	25%	58%	74%
February 16, 2021 to April 30, 2024	April 30, 2024	95%	95%	84%	33%	76%	87%
February 16, 2021 to April 30, 2025	April 30, 2025	100%	100%	95%	52%	84%	92%
Beyond April 30, 2025		-	-	100%	100%	100%	100%
AUM as February 15, 2021 (INR crores)		5,176	977	5,170	1,748	2,758	1,565
Cash distributed (INR crores)		5,075	1,625	469	-	926	1,025
Gross value (INR crores)^{##} (AUM plus Cash distributed)		10,252	2,603	5,639	1,748	3,685	2,591

** Call/ Cash is cash balance and amount invested in overnight call money market

^{^ ^} Cumulative percentage in each bucket includes call/ cash balance as on February 15, 2021 and Cash distributed

^{##} Gross value is computed as the AUM as on February 15, 2021 plus Cash distributed. This gross value is used as base to calculate the percentages in the above table to enable the investors understand these percentages on the AUM base prior to distribution

Summary of Cash inflows

From January 30, 2021 to February 15, 2021	FIUBF	FILDF	FISTIP	FIIOF	FICRF	FIDA	Total
Total cash inflows (INR crores)	139	20	8	1	8	7	183
As a percentage of AUM as on February 15, 2021	3%	2%	0%	0%	0%	0%	

0% denotes percentages less than 0.5%

From April 24, 2020 to February 15, 2021	FIUBF	FILDF	FISTIP	FIIOF	FICRF	FIDA	Total
Total cash inflows (INR crores)	6,451	2,024	2,534	603	1,772	1,191	14,573
Borrowings repaid	(802)	(310)	(1,832)	(572)	(757)	(124)	(4,397)
Cash distributed	(5,075)	(1,625)	(469)	-	(926)	(1,025)	(9,122)
Cash available for distribution (INR crores) as on February 15, 2021	475	65	146	-	52	15	754

Cash inflows represent inflows from maturities, part payments, pre-payments and coupons which have been utilised for payment of borrowings/ interest/ expenses and provisions, if any. The balance cash, if any, is invested in overnight call money market.

From April 24, 2020 to February 15, 2021, the six schemes under winding up have received INR 14,573 crores from maturities, pre-payments, and coupons. Five out of the six schemes i.e. FIUBF, FILDF, FICRF, FIDA and FISTIP are already cash positive and cash available for distribution as on January 15, 2021 i.e. INR 9,122 crores shall be distributed to the unitholders as per the order of Hon'ble Supreme court issued on February 2, 2021

Each scheme will return monies to investor after paying all the obligations/ liabilities towards borrowings/ expenses/ provisions, if any

Summary of outstanding borrowing (Amount in INR Crores)

As on	FIUBF	FILDF	FISTIP	FIIOF	FICRF	FIDA
April 23, 2020	802	278	1,727	542	665	98
April 24, 2020	802	310	1,832	650	757	124
April 30, 2020	667	297	1,820	649	748	120
May 29, 2020	-	249	1,775	649	384	-
June 30, 2020	-	169	1,569	629	311	-
July 31, 2020	-	29	1,396	616	125	-
August 31, 2020	-	-	1,191	593	-	-
September 30, 2020	-	-	992	503	-	-
October 29, 2020	-	-	943	497	-	-
November 27, 2020	-	-	943	497	-	-
December 31, 2020	-	-	-	106	-	-
January 15, 2021	-	-	-	101	-	-
January 29, 2021	-	-	-	79	-	-
February 15, 2021	-	-	-	79	-	-
AUM as on February 15, 2021 (INR crores)	5,176	977	5,170	1,748	2,758	1,565
As a percentage of AUM as on February 15, 2021	-	-	-	4%	-	-

Additional borrowing availed on April 24, 2020 for redemptions received on April 23, 2020 with payout on April 24, 2020. Outstanding borrowings have been fully repaid in FIUBF on May 26, 2020, FIDA on May 11, 2020, FILDF and FICRF on August 17, 2020 and FISTIP on December 18, 2020.

Note

The approximate annualized coupon rate earned by the scheme is summarised in the below table. This annualized coupon rate is basis the portfolio as on February 15, 2021 and is subject to change on account of maturities, pre-payments and coupon rate changes.

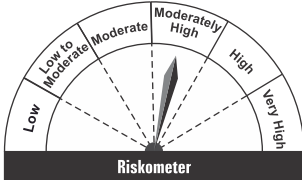
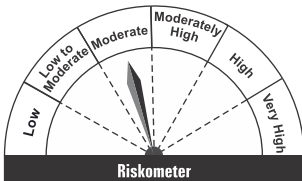
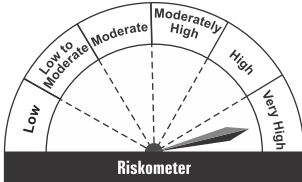
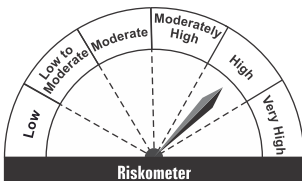
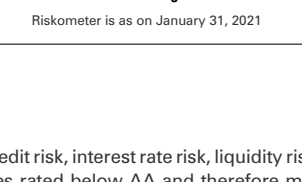
FIUBF	FILDF	FISTIP	FIIOF	FICRF	FIDA
9%	9%	10%	9%	9%	9%

Interest income is not considered in the maturity profile/ cash flow projections above. Receipt of coupons will add to the cash flows and accordingly increase payout to investors

These are projection of cashflows based on current portfolio holdings. Any sale of securities, payments of coupons, prepayment will have a postive impact whereas any credit issue, default or delay in payment will negatively impact the projections

The information contained in this communication is not a complete representation of every material fact and is for informational purposes only. Statements/opinions/recommendations in this communication which contain words or phrases such as “will”, “expect”, “could”, “believe” and similar expressions or variations of such expressions are “forward – looking statements”. While it will be the endeavour of the Trustees to achieve the best possible outcome for the investors. Actual results may differ materially from those suggested by the forward-looking statements due to risk or uncertainties associated with our expectations with respect to, but not limited to, exposure to market risk, general economic and political conditions in India and other countries globally, which have an impact on the service and / or investments. There may have been changes in matters which affect the security subsequent to the date of this communication

Product Labels:

Fund Name	This product is suitable for investors who are seeking*:	
Franklin India Ultra Short Bond Fund (Number of Segregated Portfolios - 1) FIUBF	<ul style="list-style-type: none"> Regular income for short term A fund that invests in short term debt and money market instruments 	 <p>Riskometer</p> <p>Investors understand that their principal will be at Moderately High risk</p> <p>Riskometer is as on January 31, 2021</p>
Franklin India Low Duration Fund (Number of Segregated Portfolios - 2) FILDF	<ul style="list-style-type: none"> Regular income for short term A fund that focuses on low duration securities. 	 <p>Riskometer</p> <p>Investors understand that their principal will be at Moderate risk</p> <p>Riskometer is as on January 31, 2021</p>
Franklin India Short Term Income Plan (Number of Segregated Portfolios - 3) FISTIP	<ul style="list-style-type: none"> Regular income for medium term A fund that invests in short term corporate bonds including PTCs. 	 <p>Riskometer</p> <p>Investors understand that their principal will be at Very High risk</p> <p>Riskometer is as on January 31, 2021</p>
Franklin India Income Opportunities Fund (Number of Segregated Portfolios - 2) FIOF	<ul style="list-style-type: none"> Medium term capital appreciation with current income A fund that focuses on high accrual securities 	
Franklin India Credit Risk Fund (Number of Segregated Portfolios - 3) FICRF	<ul style="list-style-type: none"> Medium to long term capital appreciation with current income A bond fund focusing on AA and below rated corporate bonds (excluding AA+ rated corporate bonds). 	 <p>Riskometer</p> <p>Investors understand that their principal will be at Very High risk</p> <p>Riskometer is as on January 31, 2021</p>
Franklin India Dynamic Accrual Fund (Number of Segregated Portfolios - 3) FIDA	<ul style="list-style-type: none"> Medium term capital appreciation with current income A fund that focuses on fixed income securities with high accrual and potential for capital gains. 	 <p>Riskometer</p> <p>Investors understand that their principal will be at High risk</p> <p>Riskometer is as on January 31, 2021</p>

*Investors should consult their financial advisers if in doubt about whether the product is suitable for them.



All investments in debt funds are subject to various types of risks including credit risk, interest rate risk, liquidity risk etc. Some fixed income schemes may have a higher concentration to securities rated below AA and therefore may be exposed to relatively higher risk of downgrade or default and the associated volatility in prices which could impact NAV of the scheme. Credit rating issued by SEBI registered entities is an opinion of the rating agency and should not be considered as an assurance of repayment by issuer. There is no assurance or guarantee of principal or returns in any of the mutual fund scheme.