

## Maturity profile of schemes (cash flow projections) basis Portfolio holdings as on February 15, 2022

- The below table summarises the amounts receivable on maturity dates or prepayment date confirmed by the issuer, if any
- Part payment amounts receivable on pre-agreed dates as per terms of issuance are reflected in the respective buckets per receipt dates
- The percentages have been computed considering the total market value of holdings and cash and cash equivalents<sup>\$\$</sup> as on February 15, 2022 plus the cash distributed<sup>##</sup>, as the base
- For Securities which are fair valued by the AMC, the fair valuation as on February 15, 2022 is considered. Note that, at maturity, the issuer is obligated to pay the face value and accrued coupons/ other accruals, if any as per the terms of the issuance
- On sale of securities in the secondary market, sale value may differ from the market value as on February 15, 2022. Securities sold in the secondary market prior to the maturity will accelerate the receipt thereby facilitating payout to investors before scheduled maturity
- Prepayments or accelerated payments made by the issuer will prepone the receipt thereby facilitating payout to investors before scheduled maturity
- The data excludes any recovery from segregated portfolios. Receipt of interest and principal repayments from segregated portfolios will accordingly increase payout to investors of the segregated portfolio
- The schemes are under winding-up and SBI Funds Management Private Limited has been appointed as the liquidator as per the order of Hon'ble Supreme Court dated February 12, 2021. All units in Franklin India Income Opportunities Fund have been extinguished post distribution based on NAV dated Dec 12, 2021 which is the last declared NAV.

### Scheme Codes and Scheme Names

FIUBF	Franklin India Ultra Short Bond Fund (No. of Segregated Portfolios – 1) - (under winding up)
FILDF	Franklin India Low Duration Fund (No. of Segregated Portfolios – 2)- (under winding up)
FISTIP	Franklin India Short Term Income Plan (No. of Segregated Portfolios – 3)- (under winding up)
FIIOF	Franklin India Income Opportunities Fund (No. of Segregated Portfolios - 2) - (under winding up)
FICRF	Franklin India Credit Risk Fund (No. of Segregated Portfolios – 3) - (under winding up)
FIDA	Franklin India Dynamic Accrual Fund (No. of Segregated Portfolios – 3) - (under winding up)

### Maturity profile - Cumulative from February 16, 2022

Period	Upto	FIUBF <sup>^^</sup>	FILDF <sup>^^</sup>	FISTIP <sup>^^</sup>	FIIOF <sup>^^</sup>	FICRF <sup>^^</sup>	FIDA <sup>^^</sup>	Total
Cash distributed (as a % to gross value as below)		97%	98%	91%	100%	92%	97%	
Cash and cash equivalents <sup>\$\$</sup>	as on Feb 15, 2022	0% !!	0% !!	0% !!	-	0% !!	0% !!	
<b>Total</b>		<b>97%</b>	<b>98%</b>	<b>91%</b>	<b>100%</b>	<b>92%</b>	<b>97%</b>	
February 16, 2022 to April 30, 2022	April 30, 2022	97%	98%	91%	-	92%	97%	
February 16, 2022 to April 30, 2023	April 30, 2023	97%	98%	91%	-	92%	97%	
February 16, 2022 to April 30, 2024	April 30, 2024	100%	100%	93%	-	92%	97%	
February 16, 2022 to April 30, 2025	April 30, 2025	-	-	97%	-	92%	97%	
Beyond April 30, 2025		-	-	100%	-	100%	100%	
<b>AUM as February 15, 2022 (INR crores)</b>		<b>285</b>	<b>44</b>	<b>551</b>	<b>-</b>	<b>324</b>	<b>85</b>	<b>1,290</b>
Total cash distributed		10,151	2,599	5,349	1,876	3,529	2,594	26,098
<b>Gross value (INR crores)<sup>##</sup> (AUM as on February 15, 2022 plus Cash distributed )</b>		<b>10,436</b>	<b>2,642</b>	<b>5,901</b>	<b>1,876</b>	<b>3,853</b>	<b>2,679</b>	<b>27,388</b>

!! Less than 0.50%

<sup>^^</sup> Cumulative percentage in each bucket includes Cash and Cash equivalents as on February 15, 2022 and Cash distributed.

<sup>\$\$</sup> Cash and cash equivalents denote cash balance and investment in SBI Overnight Fund which is available for distribution to unit holders.

<sup>##</sup> Gross value is computed as the AUM as on February 15, 2022 plus Cash distributed. This gross value is used as base to calculate the percentages in the above table to enable the investors understand these percentages on the AUM base prior to distribution.

Percentages in the above table are projection of cashflows on dates defined in point (a) above, based on current portfolio holdings. Any sale of securities, payments of coupons, prepayment will have a positive impact whereas any credit issue, default or delay in payment will negatively impact the projections

Franklin India Income Opportunities Fund (FIOF) has paid 100% of its AUM as on December 12, 2021 (except cases requiring remediation or with incomplete documentation). Investors may note that in addition to the payments till date, any amount received by the schemes including recoveries/ receipts from securities which are currently valued at zero or have matured but defaulted on their repayment obligation, shall be paid out to investors as and when such amounts are recovered/received. Details of the same will be shared with investors in due course.

### Summary of Cash inflows

From February 1, 2022 to February 15, 2022	FIUBF	FILDF	FISTIP	FIOF	FICRF	FIDA	Total
Total cash inflows (INR crores)	-	-	-	-	3	3	6
As a percentage of AUM as on January 31, 2022	-	-	-	-	1%	4%	

From April 24, 2020 to February 15, 2022	FIUBF	FILDF	FISTIP	FIOF	FICRF	FIDA	Total
Total cash inflows (INR crores)	11,058	2,933	7,282	2,557	4,331	2,750	30,910
Borrowings repaid	(802)	(310)	(1,832)	(650)	(757)	(124)	(4,476)
Total cash distributed	(10,151)	(2,599)	(5,349)	(1,876)	(3,529)	(2,594)	(26,098)
Cash available for distribution (INR crores) as on February 15, 2022	6	1	14	-	7	6	35

Cash inflows represent inflows from maturities, part payments, pre-payments, sale and coupons which have been utilised for payment of borrowings/ interest/ expenses and provisions, if any. The balance cash (Cash available for distribution), if any, is invested in SBI Overnight Fund.

There are no outstanding borrowings in any of the schemes w.e.f. March 30, 2021.

Each scheme will return monies to investor after paying all the obligations/ liabilities towards borrowings/ expenses/ provisions, if any.

From April 24, 2020 to February 15, 2022, the six schemes under winding up have received INR 30,910 crores from maturities, pre-payments, sale and coupons. Cash of INR 26,098 crores had been distributed in 8 tranches to the unitholders (except cases requiring remediation or with incomplete documentation) in all six schemes.

### Summary of Disbursements

(INR crores)

Tranche	Based on NAV as on	FIUBF	FILDF	FISTIP	FIOF	FICRF	FIDA	Total
Tranche 1	February 12, 2021	5,075	1,625	469	-	926	1,025	9,122
Tranche 2	April 9, 2021	1,489	141	710	121	320	181	2,962
Tranche 3	April 30, 2021	772	290	391	337	500	200	2,489
Tranche 4	June 4, 2021	928	106	1,135	273	555	209	3,205
Tranche 5	July 9, 2021	912	172	1,034	350	543	293	3,303
Tranche 6	August 27, 2021	415	208	950	567	346	433	2,919
Tranche 7	November 18, 2021	83	35	482	64	287	165	1,116
Tranche 8	December 10, 2021	478	22	179	164 ~ ~	53	89	984
<b>Total</b>		<b>10,151</b>	<b>2,599</b>	<b>5,349</b>	<b>1,876</b>	<b>3,529</b>	<b>2,594</b>	<b>26,098</b>

~ ~ based on NAV as on December 12, 2021

### Note

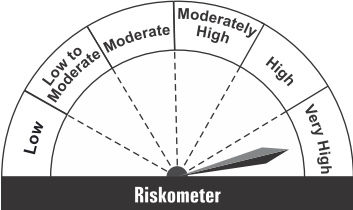
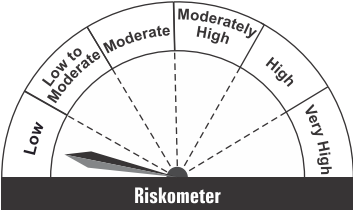
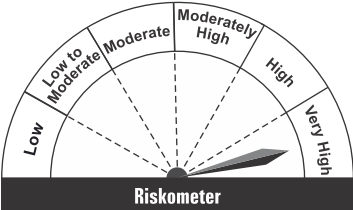
The Yield to Maturity as on February 15, 2022 is summarised in the below table. This yield is subject to change on account of sale, maturities, pre-payments and coupon rate changes.

FIUBF	FILDF	FISTIP	FIOF	FICRF	FIDA
13.15%	13.14%	7.33%	N.A. @	7.92%	7.78%

@ This metric is computed basis market value of the securities held in the portfolio. Since the value of the securities held by the portfolio is currently zero, this metric is not applicable

The information contained in this communication is not a complete representation of every material fact and is for informational purposes only. Statements/opinions/recommendations in this communication which contain words or phrases such as “will”, “expect”, “could”, “believe” and similar expressions or variations of such expressions are “forward – looking statements”. While it will be the endeavour of the Trustees to achieve the best possible outcome for the investors. Actual results may differ materially from those suggested by the forward-looking statements due to risk or uncertainties associated with our expectations with respect to, but not limited to, exposure to market risk, general economic and political conditions in India and other countries globally, which have an impact on the service and / or investments. There may have been changes in matters which affect the security subsequent to the date of this communication

## Product Labels:

Fund Name	This product is suitable for investors who are seeking*:	
<b>Franklin India Ultra Short Bond Fund (Number of Segregated Portfolios - 1) FIUBF</b>	<ul style="list-style-type: none"> <li>Regular income for short term</li> <li>A fund that invests in short term debt and money market instruments</li> </ul>	 <p><b>Investors understand that their principal will be at Very High risk</b> Riskometer is as on January 31, 2022</p>
<b>Franklin India Low Duration Fund (Number of Segregated Portfolios - 2) FILDF</b>	<ul style="list-style-type: none"> <li>Regular income for short term</li> <li>A fund that focuses on low duration securities.</li> </ul>	
<b>Franklin India Short Term Income Plan (Number of Segregated Portfolios - 3) FISTIP</b>	<ul style="list-style-type: none"> <li>Regular income for medium term</li> <li>A fund that invests in short term corporate bonds including PTCs.</li> </ul>	
<b>Franklin India Income Opportunities Fund (Number of Segregated Portfolios - 2) FIOF</b>	<ul style="list-style-type: none"> <li>Medium term capital appreciation with current income</li> <li>A fund that focuses on high accrual securities</li> </ul>	 <p><b>Investors understand that their principal will be at Low risk</b> Riskometer is as on January 31, 2022</p>
<b>Franklin India Credit Risk Fund (Number of Segregated Portfolios - 3) FICRF</b>	<ul style="list-style-type: none"> <li>Medium to long term capital appreciation with current income</li> <li>A bond fund focusing on AA and below rated corporate bonds (excluding AA+ rated corporate bonds).</li> </ul>	 <p><b>Investors understand that their principal will be at Very High risk</b> Riskometer is as on January 31, 2022</p>
<b>Franklin India Dynamic Accrual Fund (Number of Segregated Portfolios - 3) FIDA</b>	<ul style="list-style-type: none"> <li>Medium term capital appreciation with current income</li> <li>A fund that focuses on fixed income securities with high accrual and potential for capital gains.</li> </ul>	

\*Investors should consult their financial advisers if in doubt about whether the product is suitable for them.



All investments in debt funds are subject to various types of risks including credit risk, interest rate risk, liquidity risk etc. Some fixed income schemes may have a higher concentration to securities rated below AA and therefore may be exposed to relatively higher risk of downgrade or default and the associated volatility in prices which could impact NAV of the scheme. Credit rating issued by SEBI registered entities is an opinion of the rating agency and should not be considered as an assurance of repayment by issuer. There is no assurance or guarantee of principal or returns in any of the mutual fund scheme.