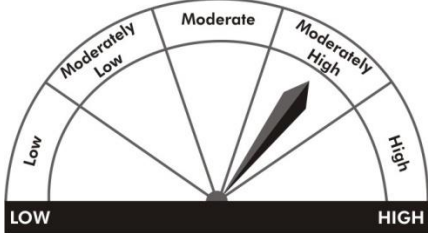


KEY INFORMATION MEMORANDUM

FRANKLIN INDIA LIFE STAGE FUND OF FUNDS

Open ended fund of fund scheme investing in funds which in turn invest in equity and debt

| Product Labeling | | |
|--|---|--|
| This product is suitable for investors who are seeking* | | |
| Nature of scheme & indicative time horizon | Brief about the investment objective & kind of product | Riskometer |
| <ul style="list-style-type: none"> • Long term capital appreciation | <ul style="list-style-type: none"> • A fund of funds investing in equity and debt mutual funds |  <p style="text-align: center; font-size: small;">Investors understand that their principal will be at moderately high risk</p> |

*Investors should consult their financial advisors if in doubt about whether the product is suitable for them.

Offer for units on an ongoing basis at a Net Asset Value (NAV) based price

The Key Information Memorandum is dated June 27, 2019. This Key Information Memorandum (KIM) sets forth the information, which a prospective investor ought to know before investing. **For further details of the Scheme/Mutual Fund, due diligence certificate by the AMC, Key Personnel, investors' rights & services, risk factors, penalties & pending litigations etc. investors should, before investment, refer to the Scheme Information Document and Statement of Additional Information available free of cost at any of the Investor Service Centres or distributors or from the website www.franklintempletonindia.com.** This KIM shall remain effective until a 'material change' (other than a change in fundamental attributes and within the purview of the KIM) occurs and thereafter Material changes will be filed with SEBI.

The Scheme particulars have been prepared in accordance with Securities and Exchange Board of India (Mutual Funds) Regulations 1996, as amended till date, and filed with Securities and Exchange Board of India (SEBI). The units being offered for public subscription have not been approved or disapproved by SEBI, nor has SEBI certified the accuracy or adequacy of this KIM.

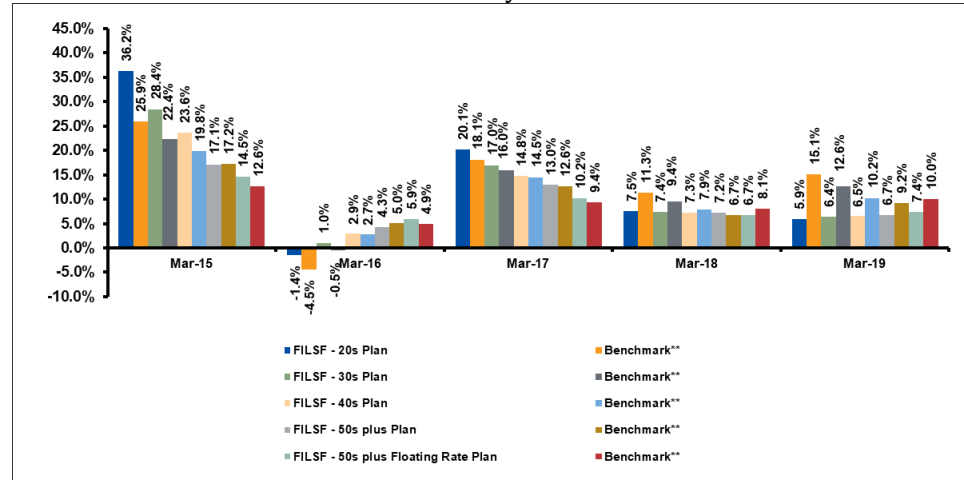
| | | | |
|---|--|---------------|-------------|
| INVESTMENT OBJECTIVE | Primary objective of the scheme is to generate superior risk adjusted returns to investors in line with their chosen asset allocation. | | |
| ASSET ALLOCATION PATTERN OF THE SCHEME | Under normal market circumstances, the investment range would be as follows: | | |
| | Plans | Equity | Debt |
| | 20s Plan | 80% | 20% |
| | 30s Plan | 55% | 45% |
| | 40s Plan | 35% | 65% |
| | 50s Plus Plan | 20% | 80% |
| | 50s Plus Floating Rate Plan | 20% | 80% |
| | The debt and equity allocation will be rebalanced once in every 6 months. Each plan has a separate portfolio. | | |
| | Underlying Schemes | | |

| | <p>Equity: Franklin India Bluechip Fund (FIBCF), Franklin India Prima Fund (FIPF), Templeton India Value Fund (TIVF). Debt: Franklin India Dynamic Accrual Fund (FIDA), Franklin India Corporate Debt Fund(FICDF), Franklin India Savings Fund (FISF)</p> <p>Steady State Asset Allocation under normal conditions:</p> <table border="1" data-bbox="472 296 1490 569"> <thead> <tr> <th rowspan="2"></th> <th colspan="8">Underlying schemes</th> </tr> <tr> <th>Equity</th> <th>Debt</th> <th>FIBCF</th> <th>FIPF</th> <th>TIVF</th> <th>FIDA</th> <th>FICDF</th> <th>FISF</th> </tr> </thead> <tbody> <tr> <td>20s Plan</td> <td>80%</td> <td>20%</td> <td>50%</td> <td>15%</td> <td>15%</td> <td>10%</td> <td>10%</td> <td>-</td> </tr> <tr> <td>30s Plan</td> <td>55%</td> <td>45%</td> <td>35%</td> <td>10%</td> <td>10%</td> <td>25%</td> <td>20%</td> <td>-</td> </tr> <tr> <td>40s Plan</td> <td>35%</td> <td>65%</td> <td>15%</td> <td>10%</td> <td>10%</td> <td>35%</td> <td>30%</td> <td>-</td> </tr> <tr> <td>50s Plus Plan</td> <td>20%</td> <td>80%</td> <td>10%</td> <td>-</td> <td>10%</td> <td>40%</td> <td>40%</td> <td>-</td> </tr> <tr> <td>50s Floating Rate Plan</td> <td>20%</td> <td>80%</td> <td>10%</td> <td>-</td> <td>10%</td> <td>-</td> <td>-</td> <td>80%</td> </tr> </tbody> </table> | | Underlying schemes | | | | | | | | Equity | Debt | FIBCF | FIPF | TIVF | FIDA | FICDF | FISF | 20s Plan | 80% | 20% | 50% | 15% | 15% | 10% | 10% | - | 30s Plan | 55% | 45% | 35% | 10% | 10% | 25% | 20% | - | 40s Plan | 35% | 65% | 15% | 10% | 10% | 35% | 30% | - | 50s Plus Plan | 20% | 80% | 10% | - | 10% | 40% | 40% | - | 50s Floating Rate Plan | 20% | 80% | 10% | - | 10% | - | - | 80% |
|--|---|------|--------------------|------|------|------|-------|------|--|--|--------|------|-------|------|------|------|-------|------|----------|-----|-----|-----|-----|-----|-----|-----|---|----------|-----|-----|-----|-----|-----|-----|-----|---|----------|-----|-----|-----|-----|-----|-----|-----|---|---------------|-----|-----|-----|---|-----|-----|-----|---|------------------------|-----|-----|-----|---|-----|---|---|-----|
| | Underlying schemes | | | | | | | | | | | | | | | | | | | | | | | | | | | | | | | | | | | | | | | | | | | | | | | | | | | | | | | | | | | | | | |
| | Equity | Debt | FIBCF | FIPF | TIVF | FIDA | FICDF | FISF | | | | | | | | | | | | | | | | | | | | | | | | | | | | | | | | | | | | | | | | | | | | | | | | | | | | | | | |
| 20s Plan | 80% | 20% | 50% | 15% | 15% | 10% | 10% | - | | | | | | | | | | | | | | | | | | | | | | | | | | | | | | | | | | | | | | | | | | | | | | | | | | | | | | | |
| 30s Plan | 55% | 45% | 35% | 10% | 10% | 25% | 20% | - | | | | | | | | | | | | | | | | | | | | | | | | | | | | | | | | | | | | | | | | | | | | | | | | | | | | | | | |
| 40s Plan | 35% | 65% | 15% | 10% | 10% | 35% | 30% | - | | | | | | | | | | | | | | | | | | | | | | | | | | | | | | | | | | | | | | | | | | | | | | | | | | | | | | | |
| 50s Plus Plan | 20% | 80% | 10% | - | 10% | 40% | 40% | - | | | | | | | | | | | | | | | | | | | | | | | | | | | | | | | | | | | | | | | | | | | | | | | | | | | | | | | |
| 50s Floating Rate Plan | 20% | 80% | 10% | - | 10% | - | - | 80% | | | | | | | | | | | | | | | | | | | | | | | | | | | | | | | | | | | | | | | | | | | | | | | | | | | | | | | |
| INVESTMENT STRATEGY | <p>The primary objective is to generate superior risk adjusted returns to investors in line with their chosen asset allocation with tactical allocation. The Scheme invests in underlying schemes with a balanced approach based on predetermined asset allocation with half- yearly rebalancing</p> | | | | | | | | | | | | | | | | | | | | | | | | | | | | | | | | | | | | | | | | | | | | | | | | | | | | | | | | | | | | | | |
| RISK PROFILE OF THE SCHEME | <p>Mutual Fund Units involve investment risks including the possible loss of principal. Please read the SID carefully for details on risk factors before investment. Scheme specific Risk Factors are summarized below:</p> <ul style="list-style-type: none"> Investments in the Fund of Funds schemes will have all the risks associated with the underlying funds including liquidity risks. Any change in the investment policies or fundamental attributes of the underlying funds will affect the performance of Fund of Funds. Movements in the Net Asset Value (NAV) of the underlying funds would impact the performance of Fund of Funds. <p>There is no assurance or guarantee that the objectives of the scheme will be achieved. The past performance of the mutual funds managed by the Franklin Templeton Group and its affiliates is not necessarily indicative of future performance of the scheme.</p> | | | | | | | | | | | | | | | | | | | | | | | | | | | | | | | | | | | | | | | | | | | | | | | | | | | | | | | | | | | | | | |
| RISK MITIGATION FACTORS | <p>In so far as investments of the scheme are in underlying fund, there are no specific risk mitigating factors.</p> | | | | | | | | | | | | | | | | | | | | | | | | | | | | | | | | | | | | | | | | | | | | | | | | | | | | | | | | | | | | | | |
| PLANS AND OPTIONS | <p>20s Plan, 30s Plan, 40s Plan, 50s Plus Plan and 50s Plus Floating Rate Plan. All with Growth Plan, Dividend Plan (with Reinvestment and Payout Options), Direct - Growth Plan, Direct - Dividend Plan (with Reinvestment and Payout Options)</p> <p>Default Plan - Direct Plan (for investments not routed through a AMFI registered mutual fund distributor) Default Plan/ Option -</p> <ul style="list-style-type: none"> 20s Plan in case 20s Plan, 30s Plan, 40s Plan, 50s Plus Plan or 50s Plus Floating Rate Plan is not indicated. Growth in case Growth or Dividend is not indicated. Dividend Reinvestment in case Dividend Payout or Dividend Reinvestment is not indicated. <p>Compulsory reinvestment of Dividend Where the Unitholder has opted for Dividend Payout option and in case the amount of dividend payable to the Unitholder is Rs.20/- or less, the same will be compulsorily reinvested in the scheme.</p> | | | | | | | | | | | | | | | | | | | | | | | | | | | | | | | | | | | | | | | | | | | | | | | | | | | | | | | | | | | | | | |
| APPLICABLE NAV (after the scheme opens for repurchase and sale) | <p>For Purchase including switch-in for amount less than Rs.2 Lacs In respect of valid applications received* up to 3.00 p.m. by the Mutual Fund along with a local cheque or a demand draft payable at par at the place where the application is received, the closing NAV of the day on which application is received shall be applicable. In respect of valid applications received* after 3.00 p.m. by the Mutual Fund along with a local cheque or a demand draft payable at par at the place where the application is</p> | | | | | | | | | | | | | | | | | | | | | | | | | | | | | | | | | | | | | | | | | | | | | | | | | | | | | | | | | | | | | | |

| | |
|----------------------------|--|
| | <p>received, the closing NAV of the next business day shall be applicable. However, in respect of valid applications with outstation cheques/demand drafts not payable at par at the place where the application is received*, closing NAV of the day on which cheque/demand draft is credited to the account of Franklin Templeton Mutual Fund shall be applicable.</p> <p>For Purchase including switch-in for amount equal to or more than Rs.2 Lacs: In respect of valid applications received* up to 3:00 p.m. by the Mutual Fund and the funds are available for utilisation on the same day before the cut-off time - the closing NAV of the day on which the funds are available for utilisation shall be applicable. In respect of valid applications received* after 3:00 p.m. by the Mutual Fund and the funds are available for utilisation on the same day - the closing NAV of the Business Day following the day on which the funds are available for utilisation shall be applicable. However, irrespective of the time of receipt of application, where the funds are not available for utilisation on the day of the application, the closing NAV of the Business Day on which the funds are available for utilisation before the cut-off time (3:00 p.m.) shall be applicable provided the application is received* prior to availability of the funds. For determining the availability of funds for utilisation, the funds for the entire amount of subscription/purchase (including switch-in) as per the application should be credited to the bank account of the scheme before the cut-off time and the funds are available for utilisation before the cut-off time without availing any credit facility whether intra-day or otherwise, by the respective scheme.</p> <p>Redemptions including switch-out : In respect of valid applications received* up to 3:00 p.m. by the Mutual Fund, the closing NAV of the day of receipt of application shall be applicable. In respect of valid applications received* after 3:00 p.m. by the Mutual Fund, the closing NAV of the next business day shall be applicable. The redemption and switch-out of transaction will be processed only if the payment instrument of the original purchase transaction under that particular fund is realised. *Received at the ISC/Collection Centres of Franklin Templeton Mutual Fund. Note: The applicability of Net Asset Value (NAV) for on-going subscriptions will be as follows: In case where more than one application is received for purchase/subscription (fresh or additional) into a scheme of the Mutual Fund for an aggregate investment amount equal to or more than Rs.2 lacs on any Business Day across all plans/options of the relevant scheme, then such applications shall be aggregated at the investor level (same holders/joint holders identified by their Permanent Account Numbers (PAN) in the same sequence). Such aggregation shall be done irrespective of the number of folios under which the investor is investing and irrespective of source of funds, mode, location and time of application and payment. Accordingly the applicable NAV for such applications shall be the closing NAV of the Business Day on which the funds are available for utilisation before the cut off time (currently 3:00 p.m.) in case of each application. In case funds are received on separate days and are available for utilisation on different Business Days before the cut off time, the applicable NAV shall be of the closing NAV of the Business day(s) on which the cleared funds are available for utilization for the respective application. It is clarified that switches and transactions under SIP, STP, DTP and stock exchange infrastructure will not be considered for aggregation of applications. It is further clarified that in respect of schemes having more than one portfolio, the aggregation of application will be done at portfolio level.</p> |
| MINIMUM APPLICATION | Purchase: Rs.5000 and multiples of Re.1 Additional Purchase: Rs.1,000 and multiples of Re.1 |

| AMOUNT/NUMBER OF UNITS | Repurchase: Minimum of Rs.1,000/- | | | | | | | | | | | | | | | | | | | | | | | | | | | | | | | | | | | | | | | | | | | | | | | | | | | | | | | | | | | |
|---|---|----------------|--|------------------------|--|--------------------------------------|---------------|----------------|----------------|------------------------|--------------|-------|-------|--------|--------|------------|--------|--------|--------|--------|--------------|-------|-------|--------|--------|------------|--------|--------|--------|--------|--------------|-------|-------|-------|--------|------------|--------|--------|--------|--------|-------------------|-------|-------|-------|-------|------------|--------|-------|-------|-------|---------------------------------|-------|-------|-------|-------|------------|-------|-------|-------|-------|
| DESPATCH OF REPURCHASE (REDEMPTION) REQUEST | The redemption proceeds will be despatched to the unitholders within the regulatory time limit of 10 business days of the receipt of the valid redemption request at the Official Points of Acceptance of Transactions (OPAT) of the Mutual Fund. | | | | | | | | | | | | | | | | | | | | | | | | | | | | | | | | | | | | | | | | | | | | | | | | | | | | | | | | | | | |
| BENCHMARK INDEX | 20s Plan - 65% S&P BSE Sensex + 15% Nifty 500 + 20% Crisil Composite Bond Fund Index; 30s Plan - 45% S&P BSE Sensex + 10% Nifty 500 + 45% Crisil Composite Bond Fund Index; 40s Plan - 25% S&P BSE Sensex + 10% Nifty 500 + 65% Crisil Composite Bond Fund Index; 50s Plus Plan - 20% S&P BSE Sensex + 80% Crisil Composite Bond Fund Index; 50s Plus Floating Rate Plan - 20% S&P BSE Sensex + 80% Crisil Liquid Fund Index. | | | | | | | | | | | | | | | | | | | | | | | | | | | | | | | | | | | | | | | | | | | | | | | | | | | | | | | | | | | |
| DIVIDEND POLICY | Dividends are distributed based on the availability of adequate distributable surplus in the scheme. The Trustee may, at its sole discretion declare dividends in the fund at any time. Although there is every intention to declare dividend in Dividend Plan/Option, there is no assurance or guarantee as to the frequency or quantum of dividends nor that would the dividends be regularly paid. | | | | | | | | | | | | | | | | | | | | | | | | | | | | | | | | | | | | | | | | | | | | | | | | | | | | | | | | | | | |
| NAME & TENURE OF THE FUND MANAGER(S) | Name of the Fund Manager(s) | | Tenure of managing the scheme (in years) (upto June 27, 2019) | | | | | | | | | | | | | | | | | | | | | | | | | | | | | | | | | | | | | | | | | | | | | | | | | | | | | | | | | |
| | Paul S Parampreet | | 1.32 | | | | | | | | | | | | | | | | | | | | | | | | | | | | | | | | | | | | | | | | | | | | | | | | | | | | | | | | | |
| NAME OF THE TRUSTEE COMPANY | Franklin Templeton Trustee Services Pvt. Ltd., a company set up under the Companies Act 1956, and approved by SEBI to act as the Trustee to the schemes of Franklin Templeton Mutual Fund. | | | | | | | | | | | | | | | | | | | | | | | | | | | | | | | | | | | | | | | | | | | | | | | | | | | | | | | | | | | |
| PERFORMANCE OF THE SCHEME AS OF MAY 31, 2019 | <table border="1"> <thead> <tr> <th>Compounded annualised returns</th> <th>1 Year</th> <th>3 Years</th> <th>5 Years</th> <th>Since Inception</th> </tr> </thead> <tbody> <tr> <td>The 20s Plan</td> <td>3.03%</td> <td>9.20%</td> <td>11.02%</td> <td>14.70%</td> </tr> <tr> <td>Benchmark*</td> <td>12.14%</td> <td>14.04%</td> <td>11.55%</td> <td>14.27%</td> </tr> <tr> <td>The 30s Plan</td> <td>4.85%</td> <td>8.83%</td> <td>10.21%</td> <td>12.32%</td> </tr> <tr> <td>Benchmark*</td> <td>11.83%</td> <td>12.23%</td> <td>10.87%</td> <td>12.23%</td> </tr> <tr> <td>The 40s Plan</td> <td>5.93%</td> <td>8.45%</td> <td>9.65%</td> <td>10.73%</td> </tr> <tr> <td>Benchmark*</td> <td>11.21%</td> <td>10.68%</td> <td>10.26%</td> <td>10.38%</td> </tr> <tr> <td>The 50s Plus Plan</td> <td>6.79%</td> <td>8.22%</td> <td>8.78%</td> <td>8.66%</td> </tr> <tr> <td>Benchmark*</td> <td>11.42%</td> <td>9.59%</td> <td>9.71%</td> <td>8.88%</td> </tr> <tr> <td>The 50s Plus Floating Rate Plan</td> <td>7.13%</td> <td>7.73%</td> <td>8.45%</td> <td>9.40%</td> </tr> <tr> <td>Benchmark*</td> <td>9.07%</td> <td>8.96%</td> <td>8.64%</td> <td>9.39%</td> </tr> </tbody> </table> <p>Returns based on Growth Plan NAV. Inception date: 20's Plan, 30's Plan, 40's Plan & 50's Plus Plan - December 01, 2003; 50's Plus Floating Rate Plan - July 09, 2004. *Benchmark: The 20s Plan - 65% S&P BSE Sensex + 15% Nifty 500 + 20% Crisil Composite Bond Fund Index; The 30s Plan - 45% S&P BSE Sensex + 10% Nifty 500 + 45% Crisil Composite Bond Fund Index; The 40s Plan - 25% S&P BSE Sensex + 10% Nifty 500 + 65% Crisil Composite Bond Fund Index; The 50s Plus Plan - 20% S&P BSE Sensex+ 80% Crisil Composite Bond Fund Index; The 50s Plus Floating Rate Plan - 20% S&P BSE Sensex + 80% Crisil Liquid Fund Index.</p> | | | | | Compounded annualised returns | 1 Year | 3 Years | 5 Years | Since Inception | The 20s Plan | 3.03% | 9.20% | 11.02% | 14.70% | Benchmark* | 12.14% | 14.04% | 11.55% | 14.27% | The 30s Plan | 4.85% | 8.83% | 10.21% | 12.32% | Benchmark* | 11.83% | 12.23% | 10.87% | 12.23% | The 40s Plan | 5.93% | 8.45% | 9.65% | 10.73% | Benchmark* | 11.21% | 10.68% | 10.26% | 10.38% | The 50s Plus Plan | 6.79% | 8.22% | 8.78% | 8.66% | Benchmark* | 11.42% | 9.59% | 9.71% | 8.88% | The 50s Plus Floating Rate Plan | 7.13% | 7.73% | 8.45% | 9.40% | Benchmark* | 9.07% | 8.96% | 8.64% | 9.39% |
| Compounded annualised returns | 1 Year | 3 Years | 5 Years | Since Inception | | | | | | | | | | | | | | | | | | | | | | | | | | | | | | | | | | | | | | | | | | | | | | | | | | | | | | | | |
| The 20s Plan | 3.03% | 9.20% | 11.02% | 14.70% | | | | | | | | | | | | | | | | | | | | | | | | | | | | | | | | | | | | | | | | | | | | | | | | | | | | | | | | |
| Benchmark* | 12.14% | 14.04% | 11.55% | 14.27% | | | | | | | | | | | | | | | | | | | | | | | | | | | | | | | | | | | | | | | | | | | | | | | | | | | | | | | | |
| The 30s Plan | 4.85% | 8.83% | 10.21% | 12.32% | | | | | | | | | | | | | | | | | | | | | | | | | | | | | | | | | | | | | | | | | | | | | | | | | | | | | | | | |
| Benchmark* | 11.83% | 12.23% | 10.87% | 12.23% | | | | | | | | | | | | | | | | | | | | | | | | | | | | | | | | | | | | | | | | | | | | | | | | | | | | | | | | |
| The 40s Plan | 5.93% | 8.45% | 9.65% | 10.73% | | | | | | | | | | | | | | | | | | | | | | | | | | | | | | | | | | | | | | | | | | | | | | | | | | | | | | | | |
| Benchmark* | 11.21% | 10.68% | 10.26% | 10.38% | | | | | | | | | | | | | | | | | | | | | | | | | | | | | | | | | | | | | | | | | | | | | | | | | | | | | | | | |
| The 50s Plus Plan | 6.79% | 8.22% | 8.78% | 8.66% | | | | | | | | | | | | | | | | | | | | | | | | | | | | | | | | | | | | | | | | | | | | | | | | | | | | | | | | |
| Benchmark* | 11.42% | 9.59% | 9.71% | 8.88% | | | | | | | | | | | | | | | | | | | | | | | | | | | | | | | | | | | | | | | | | | | | | | | | | | | | | | | | |
| The 50s Plus Floating Rate Plan | 7.13% | 7.73% | 8.45% | 9.40% | | | | | | | | | | | | | | | | | | | | | | | | | | | | | | | | | | | | | | | | | | | | | | | | | | | | | | | | |
| Benchmark* | 9.07% | 8.96% | 8.64% | 9.39% | | | | | | | | | | | | | | | | | | | | | | | | | | | | | | | | | | | | | | | | | | | | | | | | | | | | | | | | |

Year-wise returns for the last 5 financial years



| | Mar-15 | Mar-16 | Mar-17 | Mar-18 | Mar-19 |
|-------------------------------------|--------|--------|--------|--------|--------|
| FILSF - 20s Plan | 36.2% | -1.4% | 20.1% | 7.5% | 5.9% |
| Benchmark | 25.9% | -4.5% | 18.1% | 11.3% | 15.1% |
| FILSF - 30s Plan | 28.4% | 1.0% | 17.0% | 7.4% | 6.4% |
| Benchmark | 22.4% | -0.5% | 16.0% | 9.4% | 12.6% |
| FILSF - 40s Plan | 23.6% | 2.9% | 14.8% | 7.3% | 6.5% |
| Benchmark | 19.8% | 2.7% | 14.5% | 7.9% | 10.2% |
| FILSF - 50s plus Plan | 17.1% | 4.3% | 13.0% | 7.2% | 6.7% |
| Benchmark | 17.2% | 5.0% | 12.6% | 6.7% | 9.2% |
| FILSF - 50s plus Floating Rate Plan | 14.5% | 5.9% | 10.2% | 6.7% | 7.4% |
| Benchmark | 12.6% | 4.9% | 9.4% | 8.1% | 10.0% |

Past performance may or may not be sustained in future. Benchmark returns calculated based on Total Return Index Values Based on Growth Plan NAVs.

FILSF - DIRECT

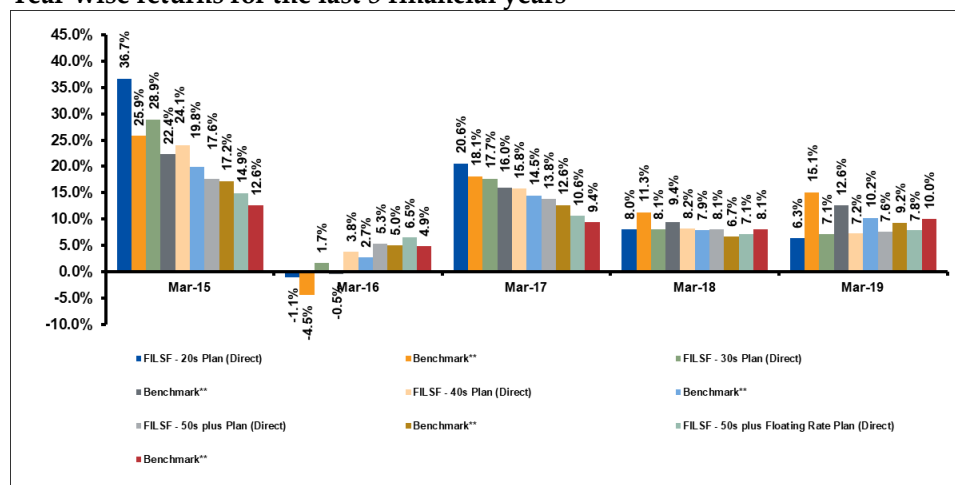
| Compounded annualised returns | 1 Year | 3 Years | 5 Years | Since Inception |
|-------------------------------|--------|---------|---------|-----------------|
| The 20s Plan - Direct | 3.46% | 9.66% | 11.44% | 11.86% |
| Benchmark* | 12.14% | 14.04% | 11.55% | 12.39% |
| The 30s Plan - Direct | 5.50% | 9.54% | 10.87% | 10.96% |
| Benchmark* | 11.83% | 12.23% | 10.87% | 11.27% |
| The 40s Plan - Direct | 6.63% | 9.32% | 10.46% | 10.39% |
| Benchmark* | 11.21% | 10.68% | 10.26% | 10.30% |
| The 50s Plus Plan - Direct | 7.62% | 9.07% | 9.59% | 9.25% |
| Benchmark* | 11.42% | 9.59% | 9.71% | 9.53% |

| | | | | |
|--|-------|-------|-------|-------|
| The 50s Plus Floating Rate Plan - Direct | 7.51% | 8.14% | 8.89% | 9.17% |
| Benchmark* | 9.07% | 8.96% | 8.64% | 9.17% |

Inception date: January 1, 2013. Benchmark returns calculated based on Total Return Index Values

*Benchmark: The 20s Plan - 65% S&P BSE Sensex + 15% Nifty 500 + 20% Crisil Composite Bond Fund Index; The 30s Plan - 45% S&P BSE Sensex + 10% Nifty 500 + 45% Crisil Composite Bond Fund Index; The 40s Plan - 25% S&P BSE Sensex + 10% Nifty 500 + 65% Crisil Composite Bond Fund Index; The 50s Plus Plan - 20% S&P BSE Sensex + 80% Crisil Composite Bond Fund Index; The 50s Plus Floating Rate Plan - 20% S&P BSE Sensex + 80% Crisil Liquid Fund Index.

Year-wise returns for the last 5 financial years



| | Mar-15 | Mar-16 | Mar-17 | Mar-18 | Mar-19 |
|--|--------|--------|--------|--------|--------|
| FILSF - 20s Plan (Direct) | 36.7% | -1.1% | 20.6% | 8.0% | 6.3% |
| Benchmark** | 25.9% | -4.5% | 18.1% | 11.3% | 15.1% |
| FILSF - 30s Plan (Direct) | 28.9% | 1.7% | 17.7% | 8.1% | 7.1% |
| Benchmark** | 22.4% | -0.5% | 16.0% | 9.4% | 12.6% |
| FILSF - 40s Plan (Direct) | 24.1% | 3.8% | 15.8% | 8.2% | 7.2% |
| Benchmark** | 19.8% | 2.7% | 14.5% | 7.9% | 10.2% |
| FILSF - 50s plus Plan (Direct) | 17.6% | 5.3% | 13.8% | 8.1% | 7.6% |
| Benchmark** | 17.2% | 5.0% | 12.6% | 6.7% | 9.2% |
| FILSF - 50s plus Floating Rate Plan (Direct) | 14.9% | 6.5% | 10.6% | 7.1% | 7.8% |
| Benchmark** | 12.6% | 4.9% | 9.4% | 8.1% | 10.0% |

EXPENSES OF THE SCHEME

- i) Load Structure
Entry Load: Nil (For all plans)
Exit Load: **20s Plan, 50s Plus Plan and 50s Plus Floating Rate Plan:** In respect of each purchase of Units - 1% if redeemed within 1 year of allotment
30s Plan & 40s Plan: In respect of each purchase of Units - 0.75% if redeemed within 1 year of allotment
- ii) Recurring expenses
(Actual Expenses for the financial year ending
1.70% - 20s Plan
1.83% - 30s Plan
1.99% - 40s Plan

| | <p>March 2019)</p> <p>1.96% - 50s Plus Plan 0.79% - 50s Plus Floating Rate Plan 1.26% - 20s (Direct) 1.20% - 30s (Direct) 1.32% - 40s (Direct) 1.16% - 50s Plus (Direct) 0.41% - 50s Plus Floating Rate (Direct)</p> <p>Note: This excludes the weighted average of charges levied by the underlying scheme(s)</p> | | | | | | | | | | | | | | | | | | | | | | | | | | | | | | | | | | | | | | | | | | | | | | |
|--|---|------------------------------|----------|------------------------------|-------|----------------------------|-------|-------------------------------------|-------|-------------------------------------|-------|------------------------------------|-------|-------------------|----------|-------------------|-------|------------------------------------|------|------------------------------|----------|------------------------------|-------|-------------------------------------|-------|------------------------------------|-------|---------------------------|-------|----------------------------|-------|-------------------|----------|-------------------|-------|------------------------------------|------|------------------------------|----------|-------------------------------------|-------|------------------------------------|-------|------------------------------|-------|---------------------------|-------|
| EXPENSE RATIO OF UNDERLYING FUNDS | <p>Direct Plan expenses as at May 31, 2019</p> <table border="1"> <tr> <td>Franklin India Bluechip fund</td> <td>1.16%</td> </tr> <tr> <td>Franklin India Prima Fund</td> <td>1.08%</td> </tr> <tr> <td>Templeton India Value Fund</td> <td>1.76%</td> </tr> <tr> <td>Franklin India Dynamic Accrual Fund</td> <td>0.87%</td> </tr> <tr> <td>Franklin India Corporate Debt Fund</td> <td>0.35%</td> </tr> <tr> <td>Franklin India Savings Fund</td> <td>0.15%</td> </tr> </table> <p>Note: The above ratio includes the Goods and Service tax on Investment Management Fees</p> | Franklin India Bluechip fund | 1.16% | Franklin India Prima Fund | 1.08% | Templeton India Value Fund | 1.76% | Franklin India Dynamic Accrual Fund | 0.87% | Franklin India Corporate Debt Fund | 0.35% | Franklin India Savings Fund | 0.15% | | | | | | | | | | | | | | | | | | | | | | | | | | | | | | | | | | |
| Franklin India Bluechip fund | 1.16% | | | | | | | | | | | | | | | | | | | | | | | | | | | | | | | | | | | | | | | | | | | | | | |
| Franklin India Prima Fund | 1.08% | | | | | | | | | | | | | | | | | | | | | | | | | | | | | | | | | | | | | | | | | | | | | | |
| Templeton India Value Fund | 1.76% | | | | | | | | | | | | | | | | | | | | | | | | | | | | | | | | | | | | | | | | | | | | | | |
| Franklin India Dynamic Accrual Fund | 0.87% | | | | | | | | | | | | | | | | | | | | | | | | | | | | | | | | | | | | | | | | | | | | | | |
| Franklin India Corporate Debt Fund | 0.35% | | | | | | | | | | | | | | | | | | | | | | | | | | | | | | | | | | | | | | | | | | | | | | |
| Franklin India Savings Fund | 0.15% | | | | | | | | | | | | | | | | | | | | | | | | | | | | | | | | | | | | | | | | | | | | | | |
| PORTFOLIO HOLDINGS AS ON MAY 31, 2019 | <p>Franklin India Life Stage Fund of Funds - 20's Plan</p> <table border="1"> <thead> <tr> <th>Top 10 Holding- Issuer Wise*</th> <th>% to NAV</th> </tr> </thead> <tbody> <tr> <td>Franklin India Bluechip Fund</td> <td>50.08</td> </tr> <tr> <td>Franklin India Prima Fund</td> <td>15.23</td> </tr> <tr> <td>Templeton India Value Fund</td> <td>15.03</td> </tr> <tr> <td>Franklin India Dynamic Accrual Fund</td> <td>9.83</td> </tr> <tr> <td>Franklin India Corporate Debt Fund</td> <td>9.82</td> </tr> </tbody> </table> <p>* Excludes Call, Cash and Other Current Assets.</p> <table border="1"> <thead> <tr> <th>Sector Allocation</th> <th>% to NAV</th> </tr> </thead> <tbody> <tr> <td>Mutual Fund Units</td> <td>99.99</td> </tr> <tr> <td>Call, cash and other current asset</td> <td>0.01</td> </tr> </tbody> </table> <p>Franklin India Life Stage Fund of Funds - 30's Plan</p> <table border="1"> <thead> <tr> <th>Top 10 Holding- Issuer Wise*</th> <th>% to NAV</th> </tr> </thead> <tbody> <tr> <td>Franklin India Bluechip Fund</td> <td>35.21</td> </tr> <tr> <td>Franklin India Dynamic Accrual Fund</td> <td>24.70</td> </tr> <tr> <td>Franklin India Corporate Debt Fund</td> <td>19.74</td> </tr> <tr> <td>Franklin India Prima Fund</td> <td>10.20</td> </tr> <tr> <td>Templeton India Value Fund</td> <td>10.07</td> </tr> </tbody> </table> <p>* Excludes Call, Cash and Other Current Assets.</p> <table border="1"> <thead> <tr> <th>Sector Allocation</th> <th>% to NAV</th> </tr> </thead> <tbody> <tr> <td>Mutual Fund Units</td> <td>99.91</td> </tr> <tr> <td>Call, cash and other current asset</td> <td>0.09</td> </tr> </tbody> </table> <p>Franklin India Life Stage Fund of Funds - 40s Plan</p> <table border="1"> <thead> <tr> <th>Top 10 Holding- Issuer Wise*</th> <th>% to NAV</th> </tr> </thead> <tbody> <tr> <td>Franklin India Dynamic Accrual Fund</td> <td>34.68</td> </tr> <tr> <td>Franklin India Corporate Debt Fund</td> <td>29.70</td> </tr> <tr> <td>Franklin India Bluechip Fund</td> <td>20.20</td> </tr> <tr> <td>Franklin India Prima Fund</td> <td>10.24</td> </tr> </tbody> </table> | Top 10 Holding- Issuer Wise* | % to NAV | Franklin India Bluechip Fund | 50.08 | Franklin India Prima Fund | 15.23 | Templeton India Value Fund | 15.03 | Franklin India Dynamic Accrual Fund | 9.83 | Franklin India Corporate Debt Fund | 9.82 | Sector Allocation | % to NAV | Mutual Fund Units | 99.99 | Call, cash and other current asset | 0.01 | Top 10 Holding- Issuer Wise* | % to NAV | Franklin India Bluechip Fund | 35.21 | Franklin India Dynamic Accrual Fund | 24.70 | Franklin India Corporate Debt Fund | 19.74 | Franklin India Prima Fund | 10.20 | Templeton India Value Fund | 10.07 | Sector Allocation | % to NAV | Mutual Fund Units | 99.91 | Call, cash and other current asset | 0.09 | Top 10 Holding- Issuer Wise* | % to NAV | Franklin India Dynamic Accrual Fund | 34.68 | Franklin India Corporate Debt Fund | 29.70 | Franklin India Bluechip Fund | 20.20 | Franklin India Prima Fund | 10.24 |
| Top 10 Holding- Issuer Wise* | % to NAV | | | | | | | | | | | | | | | | | | | | | | | | | | | | | | | | | | | | | | | | | | | | | | |
| Franklin India Bluechip Fund | 50.08 | | | | | | | | | | | | | | | | | | | | | | | | | | | | | | | | | | | | | | | | | | | | | | |
| Franklin India Prima Fund | 15.23 | | | | | | | | | | | | | | | | | | | | | | | | | | | | | | | | | | | | | | | | | | | | | | |
| Templeton India Value Fund | 15.03 | | | | | | | | | | | | | | | | | | | | | | | | | | | | | | | | | | | | | | | | | | | | | | |
| Franklin India Dynamic Accrual Fund | 9.83 | | | | | | | | | | | | | | | | | | | | | | | | | | | | | | | | | | | | | | | | | | | | | | |
| Franklin India Corporate Debt Fund | 9.82 | | | | | | | | | | | | | | | | | | | | | | | | | | | | | | | | | | | | | | | | | | | | | | |
| Sector Allocation | % to NAV | | | | | | | | | | | | | | | | | | | | | | | | | | | | | | | | | | | | | | | | | | | | | | |
| Mutual Fund Units | 99.99 | | | | | | | | | | | | | | | | | | | | | | | | | | | | | | | | | | | | | | | | | | | | | | |
| Call, cash and other current asset | 0.01 | | | | | | | | | | | | | | | | | | | | | | | | | | | | | | | | | | | | | | | | | | | | | | |
| Top 10 Holding- Issuer Wise* | % to NAV | | | | | | | | | | | | | | | | | | | | | | | | | | | | | | | | | | | | | | | | | | | | | | |
| Franklin India Bluechip Fund | 35.21 | | | | | | | | | | | | | | | | | | | | | | | | | | | | | | | | | | | | | | | | | | | | | | |
| Franklin India Dynamic Accrual Fund | 24.70 | | | | | | | | | | | | | | | | | | | | | | | | | | | | | | | | | | | | | | | | | | | | | | |
| Franklin India Corporate Debt Fund | 19.74 | | | | | | | | | | | | | | | | | | | | | | | | | | | | | | | | | | | | | | | | | | | | | | |
| Franklin India Prima Fund | 10.20 | | | | | | | | | | | | | | | | | | | | | | | | | | | | | | | | | | | | | | | | | | | | | | |
| Templeton India Value Fund | 10.07 | | | | | | | | | | | | | | | | | | | | | | | | | | | | | | | | | | | | | | | | | | | | | | |
| Sector Allocation | % to NAV | | | | | | | | | | | | | | | | | | | | | | | | | | | | | | | | | | | | | | | | | | | | | | |
| Mutual Fund Units | 99.91 | | | | | | | | | | | | | | | | | | | | | | | | | | | | | | | | | | | | | | | | | | | | | | |
| Call, cash and other current asset | 0.09 | | | | | | | | | | | | | | | | | | | | | | | | | | | | | | | | | | | | | | | | | | | | | | |
| Top 10 Holding- Issuer Wise* | % to NAV | | | | | | | | | | | | | | | | | | | | | | | | | | | | | | | | | | | | | | | | | | | | | | |
| Franklin India Dynamic Accrual Fund | 34.68 | | | | | | | | | | | | | | | | | | | | | | | | | | | | | | | | | | | | | | | | | | | | | | |
| Franklin India Corporate Debt Fund | 29.70 | | | | | | | | | | | | | | | | | | | | | | | | | | | | | | | | | | | | | | | | | | | | | | |
| Franklin India Bluechip Fund | 20.20 | | | | | | | | | | | | | | | | | | | | | | | | | | | | | | | | | | | | | | | | | | | | | | |
| Franklin India Prima Fund | 10.24 | | | | | | | | | | | | | | | | | | | | | | | | | | | | | | | | | | | | | | | | | | | | | | |

| | | | | | | | | | | | | | | | | | | | | | | | | | | | | | | | | | | | | | | | |
|---|--|----------------------------|------|--------------------------|-----------------|-------------------|-------|------------------------------------|------|-------------------------------------|-----------------|-------------------------------------|-------|------------------------------------|-------|----------------------------|-------|------------------------------|-------|--------------------------|-----------------|-------------------|-------|------------------------------------|------|-------------------------------------|-----------------|----------------------------------|-------|------------------------------|-------|----------------------------|------|--------------------------|-----------------|-------------------|--------|------------------------------------|-------|
| | <table border="1"> <tr> <td>Templeton India Value Fund</td> <td>5.05</td> </tr> </table> <p>* Excludes Call, Cash and Other Current Assets.</p> <table border="1"> <tr> <td>Sector Allocation</td> <td>% to NAV</td> </tr> <tr> <td>Mutual Fund Units</td> <td>99.85</td> </tr> <tr> <td>Call, cash and other current asset</td> <td>0.15</td> </tr> </table> <p>Franklin India Life Stage Fund of Funds - 50s Plus</p> <table border="1"> <tr> <td>Top 10 Holding- Issuer Wise*</td> <td>% to NAV</td> </tr> <tr> <td>Franklin India Dynamic Accrual Fund</td> <td>49.79</td> </tr> <tr> <td>Franklin India Corporate Debt Fund</td> <td>29.85</td> </tr> <tr> <td>Templeton India Value Fund</td> <td>10.15</td> </tr> <tr> <td>Franklin India Bluechip Fund</td> <td>10.15</td> </tr> </table> <p>* Excludes Call, Cash and Other Current Assets.</p> <table border="1"> <tr> <td>Sector Allocation</td> <td>% to NAV</td> </tr> <tr> <td>Mutual Fund Units</td> <td>99.94</td> </tr> <tr> <td>Call, cash and other current asset</td> <td>0.06</td> </tr> </table> <p>Franklin India Life Stage Fund of Funds - 50s Plus Floating Rate Plan</p> <table border="1"> <tr> <td>Top 10 Holding- Issuer Wise*</td> <td>% to NAV</td> </tr> <tr> <td>Franklin India Savings Plus Fund</td> <td>79.99</td> </tr> <tr> <td>Franklin India Bluechip Fund</td> <td>15.32</td> </tr> <tr> <td>Templeton India Value Fund</td> <td>5.11</td> </tr> </table> <p>* Excludes Call, Cash and Other Current Assets.</p> <table border="1"> <tr> <td>Sector Allocation</td> <td>% to NAV</td> </tr> <tr> <td>Mutual Fund Units</td> <td>100.41</td> </tr> <tr> <td>Call, cash and other current asset</td> <td>-0.41</td> </tr> </table> <p>Scheme's latest monthly portfolio holding can be viewed on https://www.franklintempletonindia.com/investor/reports under Monthly Portfolio Disclosure.</p> | Templeton India Value Fund | 5.05 | Sector Allocation | % to NAV | Mutual Fund Units | 99.85 | Call, cash and other current asset | 0.15 | Top 10 Holding- Issuer Wise* | % to NAV | Franklin India Dynamic Accrual Fund | 49.79 | Franklin India Corporate Debt Fund | 29.85 | Templeton India Value Fund | 10.15 | Franklin India Bluechip Fund | 10.15 | Sector Allocation | % to NAV | Mutual Fund Units | 99.94 | Call, cash and other current asset | 0.06 | Top 10 Holding- Issuer Wise* | % to NAV | Franklin India Savings Plus Fund | 79.99 | Franklin India Bluechip Fund | 15.32 | Templeton India Value Fund | 5.11 | Sector Allocation | % to NAV | Mutual Fund Units | 100.41 | Call, cash and other current asset | -0.41 |
| Templeton India Value Fund | 5.05 | | | | | | | | | | | | | | | | | | | | | | | | | | | | | | | | | | | | | | |
| Sector Allocation | % to NAV | | | | | | | | | | | | | | | | | | | | | | | | | | | | | | | | | | | | | | |
| Mutual Fund Units | 99.85 | | | | | | | | | | | | | | | | | | | | | | | | | | | | | | | | | | | | | | |
| Call, cash and other current asset | 0.15 | | | | | | | | | | | | | | | | | | | | | | | | | | | | | | | | | | | | | | |
| Top 10 Holding- Issuer Wise* | % to NAV | | | | | | | | | | | | | | | | | | | | | | | | | | | | | | | | | | | | | | |
| Franklin India Dynamic Accrual Fund | 49.79 | | | | | | | | | | | | | | | | | | | | | | | | | | | | | | | | | | | | | | |
| Franklin India Corporate Debt Fund | 29.85 | | | | | | | | | | | | | | | | | | | | | | | | | | | | | | | | | | | | | | |
| Templeton India Value Fund | 10.15 | | | | | | | | | | | | | | | | | | | | | | | | | | | | | | | | | | | | | | |
| Franklin India Bluechip Fund | 10.15 | | | | | | | | | | | | | | | | | | | | | | | | | | | | | | | | | | | | | | |
| Sector Allocation | % to NAV | | | | | | | | | | | | | | | | | | | | | | | | | | | | | | | | | | | | | | |
| Mutual Fund Units | 99.94 | | | | | | | | | | | | | | | | | | | | | | | | | | | | | | | | | | | | | | |
| Call, cash and other current asset | 0.06 | | | | | | | | | | | | | | | | | | | | | | | | | | | | | | | | | | | | | | |
| Top 10 Holding- Issuer Wise* | % to NAV | | | | | | | | | | | | | | | | | | | | | | | | | | | | | | | | | | | | | | |
| Franklin India Savings Plus Fund | 79.99 | | | | | | | | | | | | | | | | | | | | | | | | | | | | | | | | | | | | | | |
| Franklin India Bluechip Fund | 15.32 | | | | | | | | | | | | | | | | | | | | | | | | | | | | | | | | | | | | | | |
| Templeton India Value Fund | 5.11 | | | | | | | | | | | | | | | | | | | | | | | | | | | | | | | | | | | | | | |
| Sector Allocation | % to NAV | | | | | | | | | | | | | | | | | | | | | | | | | | | | | | | | | | | | | | |
| Mutual Fund Units | 100.41 | | | | | | | | | | | | | | | | | | | | | | | | | | | | | | | | | | | | | | |
| Call, cash and other current asset | -0.41 | | | | | | | | | | | | | | | | | | | | | | | | | | | | | | | | | | | | | | |
| PORTFOLIO TURNOVER RATIO- LAST ONE YEAR ENDED MAY 31, 2019 | Not Applicable | | | | | | | | | | | | | | | | | | | | | | | | | | | | | | | | | | | | | | |
| TAX TREATMENT FOR THE INVESTORS (Unitholders) | Investors are advised to refer to the details given in the Statement of Additional Information (SAI) under the section "Taxation". However, the information provided therein is for general information purpose only and is based on the prevailing tax laws. In view of the individual nature of the implications, each investor is advised to consult with his or her own tax advisors with respect to the specific tax and other implications arising out of his or her participation in the schemes. | | | | | | | | | | | | | | | | | | | | | | | | | | | | | | | | | | | | | | |
| DAILY NET ASSET VALUE (NAV) PUBLICATION | The NAV will be calculated for every Business Day and can also be viewed on www.franklintempletonindia.com and www.amfiindia.com . Since this Scheme is a fund of funds scheme that invests predominantly in other mutual funds scheme, the Scheme will declare the NAV of the day on the next Business Day by 10:00 a.m. You can also telephone us at 1-800-425-4255 or 1-800 -258- 4255 (if calling from a mobile phone, please prefix the city STD code; local call rates apply for both numbers) from 8 a.m to 9 p.m, Monday to Saturday. | | | | | | | | | | | | | | | | | | | | | | | | | | | | | | | | | | | | | | |
| FOR INVESTOR GRIEVANCES PLEASE CONTACT | Investor Services, Franklin Templeton Asset Management (India) Pvt. Ltd., Unit 301, III Floor, Campus 4B, RMZ Millenia Business Park, 143 Dr. MGR Road, Kandanchavadi, Chennai 600096.Tel: 1800 425 4255 or 1-800 -258- 4255 (please prefix the city STD code if | | | | | | | | | | | | | | | | | | | | | | | | | | | | | | | | | | | | | | |

| | |
|--|---|
| | <p>calling from a mobile phone, Local call rates apply to both the numbers) from 8:00 a.m. to 9:00 p.m., Monday to Saturday. Email: service@franklintempleton.com.</p> <p>Name of Investor Relations Officer: Ms. Rini Krishnan</p> <p>Name and Address of Registrar: Franklin Templeton Asset Management (India) Pvt. Ltd., Unit 301, III Floor, Campus 4B, RMZ Millenia Business Park, 143 Dr. MGR Road, Kandanchavadi, Chennai 600096.</p> |
| <p>UNITHOLDERS' INFORMATION</p> | <p>No Load on Bonus/Dividend Reinvestment: No entry and exit load shall be charged on bonus units or units allotted on reinvestment of dividend.</p> <p>Commission to distributor The upfront commission on investment made by the investor, if any, shall be paid to the ARN Holder (AMFI registered distributor) directly by the investor, based on the investor's assessment of various factors including service rendered by the ARN Holder.</p> <p>Credit of exit load to schemes: Effective October 01, 2012, Exit load/ CDSC (if any) charged to the unit holders by the Mutual Fund on redemption (including switch-out) of units shall be credited to the respective scheme net of Goods and service tax. Goods and Service tax on exit load, if any, shall be paid out of the exit load proceeds.</p> <p>Option to receive allotment and hold units in demat form: Investors have an option to receive allotment and hold units of the schemes of Franklin Templeton Mutual Fund in demat form. For this purpose, the investors need to furnish the details of their depository account in the Application Form along with a copy of the Client Master Report / List (CMR/CML) or the Transaction Statement (the page reflecting name and holding pattern) for verification of the demat account. The date of demat account statement should be within 90 days of the application. The Units allotted in electronic form will be credited to the investor's Beneficiary Account with a Depository Participant (DP) of CDSL or NSDL as per the details furnished by the investor in the Application Form. In case the Unitholder does not wish to get his/her Units converted / allotted in electronic form or the AMC is not able to credit the Units to the beneficiary account(s) of the investor for any reason whatsoever, the AMC shall issue Account statement(s) specifying the Units allotted to the investor. Please note that where the investor has furnished the details of their depository accounts in the Application Form, it will be assumed that the investor has opted for allotment in demat form and the allotment will be made only in demat form as default. In case of SIP, the units will be allotted based on the applicable NAV as per the terms of the Scheme Information Document of the respective scheme and will be credited to the investor's demat account on weekly basis on realisation of funds. For example, for the subscription amount of the relevant SIP installment credited to the bank account of Franklin Templeton Mutual Fund during a week (Friday to Thursday), the units allotted will be credited to the investor's demat account on following Monday or the subsequent working day if Monday is a holiday/non working day for the AMC or the depositories. However, this facility is not available for investment under Daily Dividend and Weekly Dividend options of the schemes, Switch facility, Systematic Transfer Plan (STP) and Dividend Transfer Plan (DTP). The existing Unitholders can dematerialise the units held in physical form (represented by Account Statement) at any time by making an application to the Depository Participant by filling up the Conversion Request Form (CRF) and surrendering the Account Statement(s).</p> <p>Transaction Charges: The AMC/Mutual Fund shall deduct Transaction Charges on purchase/subscription applications received from investors that are routed through a distributor/agent/broker as follows, provided the distributor/agent/broker has opted</p> |

to receive the transaction charges:

(i) First time investor in mutual funds:

Transaction Charge of Rs. 150/- on purchase/subscription application of Rs.10,000 and above shall be deducted from the subscription amount and paid to the distributor/agent/broker of the investor. Units will be allotted for the balance subscription amount (net of the transaction charge deducted).

(ii) Investors other than first time investor in mutual funds:

Transaction Charge of Rs. 100/- per purchase/subscription application of Rs.10,000 and above shall be deducted from the subscription amount and paid to the distributor/agent/broker of the investor. Units will be allotted for the balance subscription amount (net of the transaction charge deducted).

(iii) In case of investments through Systematic Investment Plan (SIP), the Transaction Charge shall be deducted only if the total commitment through SIP (i.e. amount per SIP installment x No. of SIP installments) amounts to Rs.10,000/- and above. The Transaction Charge shall be deducted in 3 or 4 installments, as may be decided by the AMC from time to time.

(iv) The Transaction Charges shall not be deducted for:

(a) purchase/subscription applications for an amount less than Rs.10,000/-;

(b) transactions other than purchases/subscriptions relating to new inflows such as switches, redemption, Systematic Transaction Plan, Dividend Transfer Plan etc.;

(c) direct applications received by the AMC i.e. applications received at any Official Point of Acceptance of Transaction of Franklin Templeton Mutual Fund that are not routed through any distributor/agent/broker; and

(d) transactions routed through stock exchange platform (not applicable for ARN holders who have 'opted-in' for levy of transaction charges in respect of mutual fund transactions of their clients routed through stock exchange platforms).

The statement of account shall disclose the net investment as gross subscription less transaction charges and the units allotted against the net investment. The upfront commission to distributors shall continue to be paid by the investor directly to the distributor by a separate cheque based on his assessment of various factors including the service rendered by the distributor.

Employee Unique Identification Number (EUIN):

As per SEBI Circular no. CIR/IMD/DF/21/2012 dated September 13, 2012; the employee/ relationship manager/ sales person of the distributor interacting with the investor for the sale of mutual fund products is required to obtain a EUIN from AMFI. EUIN needs to be mentioned on the application alongwith the ARN number. This will assist in tackling the problem of mis-selling even if the employee/ relationship manager/sales person leave the employment of the ARN holder / Sub broker. In case the transaction is executed without any interaction or advice by the employee/relationship manager/ sales person of the distributor/sub broker, the investor needs to sign the declaration stating the same.

Account Statement:

On acceptance of the application for subscription, a confirmation specifying the number of units allotted by way of email and/or SMS will be sent to the Unitholders within 5 Business Days from the date of receipt of application at their email address and/or mobile number registered with the Mutual Fund/AMC.

A) Consolidated Account Statement

In order to enable a single consolidated view of all the investments of an investor in Mutual Funds and securities held in demat form with the Depositories, Mutual Fund-Registrar & Transfer Agents or Depositories shall generate and dispatch of single Consolidated Account Statement (CAS) to the investors. Consolidation of account statement shall be done on the basis of PAN. In case of multiple holding, it shall be PAN of the first holder and pattern of holding.

Unitholders who have registered their Permanent Account Number (PAN) with the

Mutual Fund will receive a Consolidated Account Statement as follows:

1. Unitholders who hold Demat Account

The Account Statement containing details relating to all financial transactions (purchase, redemption, switch, systematic investment plan, systematic transfer plan, systematic withdrawal plan, dividend transfer plan, dividend payout, dividend reinvestment and bonus transactions) made by the unitholder across all mutual funds and transaction in dematerialised securities across demat accounts of the Unitholder will be sent by the Depositories, for each calendar month within 10th day of the succeeding month to the unitholders in whose folios transactions have taken place during that month.

CAS shall be sent every half yearly (September/ March), on or before 10th day of succeeding month, detailing holding at the end of the six month, to all such Unitholders in whose folios and demat accounts there have been no transactions during that period.

In case of demat accounts with nil balance and no transactions in securities and in mutual fund folios, the Depository shall send account statement in terms of regulations applicable to the depositories.

2. Unitholders who do not hold Demat Account

The Account Statement containing details relating to all financial transactions (purchase, redemption, switch, systematic investment plan, systematic transfer plan, systematic withdrawal plan, dividend transfer plan, dividend payout, dividend reinvestment and bonus transactions) made by the unitholder across all mutual funds where PAN of the investor is registered and holding at the end of the month including transaction charges, if any, paid to the distributor, will be sent for each calendar month within 10th day of the succeeding month to the unitholders in whose folios transactions have taken place during that month.

The financial transactions processed from the 1st day of the month till 30/31 will be included in CAS, irrespective of trade date of the transaction.

The CAS detailing holding across all schemes of all mutual funds where PAN of the investor is registered, shall be sent at the end of every six months (i.e. September/ March), on or before 10th day of succeeding month to all mutual fund investors, excluding those investors who do not have any holdings in mutual fund schemes and where no commission against their investment has been paid to distributors, during the concerned half-year period. Such CAS shall reflect the closing balance and value of the Units as at the end of the month, the amount of actual commission paid by AMC to distributors (in absolute terms) during the half-year period against the concerned investor's total investments in each MF scheme and scheme's average Total Expense Ratio (in percentage terms) for the half-year period, of both direct plan and regular plan.

For the purpose of sending CAS, common investors across mutual funds shall be identified by their PAN.

PAN identified as having a demat account by Depositories for generating CAS will not be considered while generating a Mutual Fund level CAS.

In case of a specific request received from the Unitholders, the AMC/Mutual Fund will provide the account statement to the Unitholder within 5 Business Days from the receipt of such request.

B) Unitholders who have not registered their PAN with the Mutual Fund will receive the following:

For normal transactions during ongoing sales and repurchase:

- The AMC shall issue to the investor whose application (other than SIP/STP) has been accepted, an account statement specifying the number of units allotted within 5 working days of allotment.

For SIP / STP/ Dividend Reinvestment transactions:

- Account Statement for SIP and STP will be dispatched once every month along with Dividend reinvestment (daily, weekly, monthly) account statement All other dividends statements will be dispatched as and when the dividend transaction is processed

- A soft copy of the Account Statement will be emailed to investors with the valid email id provided the investor has opted for e-delivery after the transaction is processed
- However, the first Account Statement under SIP/STP shall be issued within 10 working days of the initial investment/transfer.
- In case of specific request received from investors, Mutual Funds shall provide the account statement (SIP/STP) to the investors within 5 working days from the receipt of such request without any charges.

Half-yearly Statement:

- The AMC shall provide the Account Statement to the Unitholders who are not having Valid PAN excluding those investors who do not have any holdings in mutual fund schemes and where no commission against their investment has been paid to distributors, during the concerned half-year period. The Account Statement shall reflect the latest closing balance and value of the Units across all schemes in the respective folio, prior to the date of generation of the account statement, the amount of actual commission paid by AMC to distributors (in absolute terms) during the half-year period against the concerned investor's total investments in each MF scheme and scheme's average Total Expense Ratio (in percentage terms) for the half-year period, of both direct plan and regular plan.

For those unitholders who have provided an e-mail address, the AMC will send the account statement by email.

The unitholder may request for a physical account statement by writing / calling us at any of the ISC.

The Account Statement issued by the AMC is a record of holdings in the scheme of Franklin Templeton Mutual Fund. Investors are requested to review the account statement carefully and contact their nearest Investor Service Centre in case of any discrepancy. The contents of the statement will be considered to be correct if no error is reported within 30 days from the date of receipt of the Account Statement.

Annual Financial Reports

As required by the SEBI Regulations, the Fund will mail the schemewise annual report or an abridged summary thereof to all the unitholders as soon as practical after 31st March each year but not later than four months thereafter, as the Trustee may decide. In case of unitholders whose e-mail addresses are available with the Mutual Fund, the annual report or the abridged summary, as the case may be, would only be sent by email and no physical copies would be mailed to such unitholders. However, those unitholders who still wish to receive physical copies of the annual report/abridged summary notwithstanding their registration of e-mail addresses with the Fund, may indicate their option to the AMC in writing and AMC shall provide the same without charging any cost. For the rest of the investors, i.e. whose email addresses are not available with the mutual fund, the AMC shall send physical copies of scheme annual reports or abridged summary to those unitholders who have 'opted-in' to receive physical copies. The AMC shall display the link of the scheme annual reports or abridged summary prominently on the Fund's website and AMFI website and make the physical copies available to the investors at its registered office at all times.

Financial Results and Portfolio Disclosures

The Mutual Fund shall within one month of the close of each half year i.e., 31st March and 30th September, upload the soft copy of its unaudited financial results containing the details specified in Regulation 59 on its website and shall publish an advertisement disclosing uploading of such financial results on its website, in one English newspaper having nationwide circulation and in one regional newspaper circulating in the region where the head office of the Mutual Fund is situated.

The Mutual Fund shall disclose portfolio as on the last day of the month / half-year for all their schemes on its website and on the website of AMFI within 10 days from the close of each month/ half-year respectively. In case of unitholders whose e-mail

addresses are registered, the Mutual Fund/ AMC shall send via email both the monthly and half-yearly statement of scheme portfolio within 10 days from the close of each month/ half-year respectively.

Mutual Fund shall publish an advertisement every half-year disclosing the hosting of the half-yearly statement of its schemes portfolio on its website and on the website of AMFI. Such advertisement shall be published in the all India edition of at least two daily newspapers, one each in English and Hindi. Mutual Fund shall provide a physical copy of the statement of its scheme portfolio, without charging any cost, on specific request received from a unitholder.

Prevention of Money Laundering

In terms of the Prevention of Money Laundering Act, 2002, the Rules / guidelines/circulars issued there under (AML Laws), Mutual Funds are required to formulate and implement a client identification programme, to collect, verify and maintain the record of identity and address(es) of investors. It is mandatory for all investors (including joint holders, NRIs, POA holders and guardians in the case of minors) to furnish such documents and information as may be required to comply with the Know Your Customers (KYC) policies under the AML Laws.

Applications without such documents and information may be rejected.

Submission of PAN:

In terms of SEBI circulars dated April 27, 2007, April 03, 2008 and June 30, 2008 read with SEBI letter dated June 25, 2007, Permanent Account Number (PAN) would be the sole identification number for all participants transacting in the securities market, irrespective of the amount of transaction, except (a) investors residing in the state of Sikkim; (b) Central Government, State Government, and the officials appointed by the courts e.g. Official liquidator, Court receiver etc. (under the category of Government) and (c) investors participating only in micro-pension. SEBI, in its letter dated July 24, 2012 has conveyed that investments in mutual fund schemes [including investments through Systematic Investment Plan (SIP)] of up to Rs.50,000/- per year per investor shall be exempted from the requirement of PAN.

Accordingly, where the aggregate of lump sum investment (fresh purchase and additional purchase) and SIPs where the aggregate of instalments in a financial year i.e. April to March does not exceed Rs.50,000/- (referred to as "Micro investment"), it shall be exempt from the requirement of PAN.

However, a duly verified/attested copy of such document(s) as may be prescribed by the AMC/Trustee from time to time, needs to be submitted as the proof of identification in lieu of PAN Card copy. This exemption will be available only to Micro investment made by individuals being Indian citizens (including NRIs, joint holders, minors acting through guardian and sole proprietary firms). PIOs, HUFs, QFIs and other categories of investors will not be eligible for this exemption.

For the purpose of identifying Micro investment, applications shall be aggregated at the investor level (same sole holder/joint holders in the same sequence) and such aggregation shall be done irrespective of the number of folios / accounts under which the investor is investing and irrespective of source of funds, mode, location and time of application and payment.

Thus, submission of PAN is mandatory for all existing as well as prospective investors (including all joint applicants/holders, guardians in case of minors, POA holders and NRIs but except for the categories mentioned above) for investing with mutual funds. Investors are required to register their PAN with the Mutual Fund by providing the PAN card copy. E-PAN issued by CBDT can also be provided by FPI. All investments without PAN (for all holders, including Guardians and POA holders) are liable to be rejected.

All investments in Franklin Templeton Mutual Fund need to comply with the PAN and KYC requirements as stated above, failing which the applications are liable to be

| | |
|---------------------------|---|
| | <p>rejected. It is clarified that all categories of investors seeking exemption from PAN still need to complete the KYC requirements stipulated by the AMC/Trustee from time to time, irrespective the amount of investment.</p> <p>All investments in Franklin Templeton Mutual Fund need to comply with the PAN and KYC requirements as noted above.</p> <p>Non acceptance of Third Party payment</p> <p>The AMC shall not accept subscriptions with Third Party payment instruments in the Scheme, except in cases of (a) In case of investment in the name of a minor, payment by Parents / Grand- Parents / related persons (other than the person registered as Guardian in the minor's Folio) on behalf of a minor in consideration of natural love and affection or as gift for a value not exceeding Rs.50,000/- (each regular purchase or per SIP instalment); (b) In case of investment in the name of a minor, payment by the person registered as Guardian in the minor's Folio irrespective the amount of investment; (c) Payment by Employer on behalf of employee for lump sum/one-time subscription or under SIP through Payroll deductions or deductions out of expense reimbursement; (d) Custodian on behalf of an FII or a client. (e) Payment by Asset Management Company to a Distributor empanelled with it on account of commission/incentive etc. in the form of the Mutual Fund Units of the Funds managed by such AMC through Systematic Investment Plans or lump sum / one-time subscription, subject to compliance with SEBI Regulations and Guidelines issued by AMFI, from time to time; (f) Payment by Corporate to its Agent/ Distributor/ Dealer (similar arrangement with Principal-agent relationship), on account of commission/incentive payable for sale of its goods/services in form of mutual fund units through SIP or lump sum/ one-time subscription. For this purpose Third Party payment shall mean payment made through instruments issued from an account other than that of the beneficiary investor. It is clarified that in case of payments from a joint bank account, the first holder of the mutual fund folio has to be one of the joint holders of the bank account from which payment is made. The investors making an application under the exception cases mentioned above need to submit such declarations and other documents / information as may be prescribed by the AMC from time to time.</p> |
| <p>Who can Buy</p> | <p>The scheme units can be purchased by the following entities (subject to the applicable legislation/regulation governing such entities):</p> <ol style="list-style-type: none"> 1. Adult individuals, either singly or jointly (not exceeding three), resident in India. 2. Parents/Guardian on behalf of minors. 3. Companies/ Domestic Corporate Bodies/ Public Sector Undertakings registered in India. 4. Charitable, Religious or other Trusts authorised to invest in units of mutual funds. 5. Banks, Financial Institutions and Investment Institutions. 6. Non-Resident Indians (NRIs) and Overseas Citizen of India (OCI) (including erstwhile Person of Indian Origin card holders) on full repatriation basis and on non-repatriation basis but not (a) United States Persons within the meaning of Regulation 'S' under the United States Securities Act of 1933 or as defined by the U.S. Commodity Futures Trading Commission, as amended from time to time or (b) residents of Canada. 7. Foreign institutional investors and their sub accounts on full repatriation basis/ Foreign Portfolio Investors (subject to RBI approval) and such other entities as may be permitted under SEBI (Foreign Portfolio Investors) Regulations, 2014, as amended from time to time. 8. Hindu Undivided Family (HUF). 9. Wakf Boards or Endowments / Societies / Co-operative societies / Association of Persons or Body of individuals (whether incorporated or not), Trusts and clubs authorised to invest in units of mutual funds. 10. Sole Proprietorship, Partnership Firms, Limited Liability Partnerships (LLPs). 11. Army/Air Force/Navy/Para-military funds and other eligible institutions. |

| | |
|---|--|
| | <p>12. Scientific and/or industrial research organizations.</p> <p>13. Other Associations, Institutions, Bodies etc. authorized to invest in the units of mutual funds.</p> <p>14. Such other individuals/institutions/body corporate etc., as may be decided by the AMC from time to time, so long as wherever applicable they are in conformity with SEBI Regulations.</p> <p>15. Mutual fund Schemes/ Alternative Investment Funds can also invest in the Scheme, subject to SEBI Regulations applicable from time to time.</p> <p>Units of the schemes of Franklin Templeton Mutual Fund is an eligible investment for charitable and religious trusts under the provisions of Section 11(5)(xii) of the Income Tax Act, 1961, read with Rule 17C of the Income Tax Rules, 1962.</p> <p>Mutual Fund / AMC /Trustee reserves the right to redeem investors' investments in the event of failure on the part of the investor(s) to redeem his/her/their holdings, subsequent to his/her/their becoming (a) United States Persons with the meaning of Regulation (S) under the United States Securities Act of 1933 or as defined by the U.S. Commodity Futures Trading Commission, as amended from time to time or (b) residents of Canada.</p> <p>In view of the individual nature of implications, the investors are advised to consult their own advisors to ascertain if they are eligible to invest in the scheme as per the laws applicable to them and whether the scheme is suitable for their risk profile.</p> |
| SCHEME COMPARISON | A fund of funds offering life stage solutions - with different plans of varying asset allocation. |
| NO. OF FOLIOS AS ON MAY 31, 2019 | <p>20s Plan: 672</p> <p>30s Plan: 425</p> <p>40s Plan: 562</p> <p>50s Plus Plan: 281</p> <p>50s Plus Floating Rate Plan: 655</p> |
| ASSETS UNDER MANAGEMENT (AUM) AS ON MAY 31, 2019 | <p>20s Plan: Rs. 12.99crores;</p> <p>30s Plan: Rs. 7.04crores;</p> <p>40s Plan: Rs. 13.63crores;</p> <p>50s Plus Plan: Rs. 6,16crores;</p> <p>50s Plus Floating Rate Plan: Rs. 28.45crores</p> |